


Life Is On

Schneider
Electric

 Price List


Atithi Enterprises

Industrial Automation Products

With effect from January 30th, 2023

Atithi Enterprises®

Life Is On | Schneider
Electric



Rajeshkumar Rajaraman
☎ 99406 30301

Door No: 40, Thirumalai Samy Street,
New Siddhapudur, Coimbatore - 641044.

✉ atithicbe@gmail.com
🌐 www.atithienterprises.com
☎ 0422-4951395 | 75984 05301

Authorized
Partner

Life Is On | Schneider
Electric



se.com/in



Atithi P

Phaseo Power Supplies & Transformers	
■ Phaseo Power Supplies	4
■ Phaseo Transformers	6
Harmony Smart Relays	8
Altivar AC Drives	10
■ Altivar Variable Frequency Drives	13
Altivar Process Modular ATV6XX/9XX	25
■ Altivar Process Variable Frequency Drives	26
Altistart ^{New}	33
■ Altistart Soft Starter	33
■ Altistart 480	36
Harmony	37
■ Harmony Plug - In Relays	38
■ Harmony Electronic Timers/Control Relays	42
Control & Signaling Components	44
■ Harmony Control & Signalling Units XA2 Series	45
■ Harmony Control & Signalling Units XB5/XB7 Series (Lot size 20 nos.)	46
■ Harmony Control & Signalling Units XB2	52
■ Harmony Control Stations & Enclosures	53
■ Signalling Illuminated Beacons & Indicator Banks	54
■ Signalling Monolithic Tower Light	59
■ Control Pendant Control and Light Duty Joystick	61
Telemecanique Sensors	68
■ Osisense Photoelectric Sensors	71
■ Osisense Pressure Switches	74
■ Osisense Limit Switch	75
■ Osisense Inductive Sensors	82
■ Osisense Application Sensors	86
■ Osisense Cable Accessories	87
Harmony	88
■ Harmony Basic HMI Panels for Simple Machines	90
■ Harmony Advanced HMI Panels for Performance Machines	93
■ Harmony HMI Software and Services	97
TeSys Range	105
■ TeSys K	106
■ TeSys Deca	108
New TeSys Giga Contactors and Relays Futuristic ready	117
■ TeSys Giga	119
■ TeSys H - Ultra Compact Hybrid Motor Starters	120
Protection Relays for Motor Safety	122
TeSys Protect	123
■ TeSys K, TeSys Deca, TeSys F, TeSys Giga	123
■ EOLR	125
■ Analog EOCR	125
■ EOCR SS	125
■ EOCR SSD	125
■ Digital EOCR	126
TeSys Power	127
■ Circuit Breakers for Motor Protection	128
■ GV4LE	129
■ GV4PE	129
■ Accessories for GV4	130
■ Auxiliary Contact Blocks	130
■ Accessories compatibility	132
■ TeSys GV4 Overview	134
■ TeSys Switches	135
■ Accessories for Switches	136
TeSys island	137
■ Ultra motor starters	140
ComPact NSXm & NSX	142
■ ComPact NSXm Moulded Case Circuit Breakers	143
■ MCCB with Integrated Earth Leakage Protection	144
■ Switch Disconnecter	145
■ EasyPact EZC/CVS	146
Acti 9	148
■ Miniature Circuit Breakers (MCBs)	149
■ Residual Current Devices	151
■ Auxiliaries and Accessories for MCBs / RCDs	154
■ Surge Protection Devices	156
■ Control and Command Products	158

Panel Mount EasySeries



- Wide power range (7 models from 35 to 350 W)
- High degree of output voltage stability (precision: ± 1%)
- Proven performance (MTBF over 600K hours)
- Diagnostics via LEDs at the output terminal
- 4 quick and simple mounting types

Input Voltage	Output Voltage	Output Current	Reference	Description	Unit MRP [₹]
100...240 V AC single phase	24V	1.5A	ABL2REM24015K	ABL2_K Power Supply, DC24V output, 35W	2669
100...240 V AC single phase	24V	2A	ABL2REM24020K	ABL2_K Power Supply, DC24V output, 50W	2959
100...240 V AC single phase	24V	4.5A	ABL2REM24045K	ABL2_K Power Supply, DC24V output, 100W	4382
100...240 V AC single phase	24V	6.5A	ABL2REM24065K	ABL2_K Power Supply, DC24V output, 150W	5287
100...240 V AC single phase	24V	8.5A	ABL2REM24085K	ABL2_K Power Supply, DC24V output, 200W	7011
100...240 V AC single phase	24V	10A	ABL2REM24100K	ABL2_K Power Supply, DC24V output, 250W	8019
100...240 V AC single phase	24V	15A	ABL2REM24150K	ABL2_K Power Supply, DC24V output, 350W	13076

Panel Mount - ABLP



- Multiple mounting positions
- Din rail mounting with accessory
- IEC 61000-3-2 compliant (EMC emissions)
- Output voltage adjustment
- 100-240 Vac Input

Input Voltage	Output Voltage	Output Current	Reference	Description	Unit MRP [₹]
100...240 V AC single phase	12V	8.5A	ABLP1A12085	Power Supply 12V 8.5A Panel Mount, 100W	8451
100...240 V AC single phase	24V	4.5A	ABLP1A24045	Power Supply 24V 4.5A Panel Mount, 100W	7748
100...240 V AC single phase	24V	6.2A	ABLP1A24062	Power Supply 24V 6.2A Panel Mount, 150W	11043
100...240 V AC single phase	24V	10A	ABLP1A24100	Power Supply 24V 10A Panel Mount, 240W	15212

Modular ABLM



- Mounting on panel with screw without additional part
- Up to +70°C operating
- Direct access to the documentation
- Over voltage Category III
- Compact size

Input Voltage	Output Voltage	Output Current	Reference	Description	Unit MRP [₹]
100...240 V AC single phase	5V	3.6A	ABLM1A05036	Power Supply 5V 3.6A Modular, 18W	7742
100...240 V AC single phase	12V	1A	ABLM1A12010	Power Supply 12V 1A Modular, 12W	5509
100...240 V AC single phase	12V	2.1A	ABLM1A12021	Power Supply 12V 2.1A Modular, 25W	7742
100...240 V AC single phase	12V	4.2A	ABLM1A12042	Power Supply 12V 4.2A Modular, 50W	10229
100...240 V AC single phase	24V	0.4A	ABLM1A24004	Power Supply 24V 0.4A Modular, 10W	4631
100...240 V AC single phase	24V	0.6A	ABLM1A24006	Power Supply 24V 0.6A Modular, 15W	5668
100...240 V AC single phase	24V	1.2A	ABLM1A24012	Power Supply 24V 1.2A Modular, 30W	7742

Please contact Customer Care Center for Stockable and Non stockable status of references.

NORMAL STOCK ITEMS

W.E.F. January 30th, 2023

Optimized ABL5



- 3 housings, select the best suited to the space
- Up to 6 output terminals
- Output voltage adjustment
- Direct access to the documentation
- 100-240 Vac Input

Input Voltage	Output Voltage	Output Current	Reference	Description	Unit MRP [₹]
100...240 V AC single phase	12V	6.2A	ABLS1A12062	Power Supply 12V 6.2A Optimized, 75W	8685
100...240 V AC single phase	12V	10A	ABLS1A12100	Power Supply 12V 10A Optimized, 120W	13064
100...240 V AC single phase	24V	2.1A	ABLS1A24021	Power Supply 24V 2.1A Optimized, 50W	8103
100...240 V AC single phase	24V	3.1A	ABLS1A24031	Power Supply 24V 3.1A Optimized, 75W	8337
100...240 V AC single phase	24V	3.8A	ABLS1A24038	Power Supply 24V 3.8A Optimized, 91.2W	14029
100...240 V AC single phase	24V	5A	ABLS1A24050	Power Supply 24V 5A Optimized, 120W	12318
100...240 V AC single phase	24V	10A	ABLS1A24100	Power Supply 24V 10A Optimized, 240W	18041
100...240 V AC single phase	24V	20A	ABLS1A24200	Power Supply 24V 20A Optimized, 480W	32597
100...240 V AC single phase	48V	2.5A	ABLS1A48025	Power Supply 48V 2.5A Optimized,120W	13064

Universal ABL8RP/WP



- 100-500 Vac (1 or 2 Phases) Or 380-500Vac 3 Phases Input terminals
- Automatic or Manual reset
- 2 diagnosis LED (U/I)
- 4 to 10 mm² output terminals
- Tool-free removal from omega (DIN) rail
- Protection of settings (sealable)
- Diagnosis relay

Input Voltage	Output Voltage	Output Current	Reference	Description	Unit MRP [₹]
100...120 V AC single phase, terminal(s): N-L1 200...500 V AC phase to phase, terminal(s): L1-L2	24V	3A	ABL8RPS24030	Univ. Power Supply 1P 24V 3A, 72W	17518
100...120 V AC single phase, terminal(s): N-L1 200...500 V AC phase to phase, terminal(s): L1-L2	24V	5A	ABL8RPS24050	Univ. Power Supply 1P 24V 5A, 120W	22647
100...120 V AC single phase, terminal(s): N-L1 200...500 V AC phase to phase, terminal(s): L1-L2	24V	10A	ABL8RPS24100	Univ. Power Supply 1P 24V 10A, 240W	25872
380...500 V AC three phase, terminal(s): L1, L2, L3	24V	20A	ABL8WPS24200	Univ. Power Supply 3P 24V 20A, 480W	38696
380...500 V AC three phase, terminal(s): L1, L2, L3	24V	40A	ABL8WPS24400	Univ. Power Supply 3P 24V 40A, 960W	67492

Accessories for ABLP

Input Voltage	Output Voltage	Output Current	Reference	Description	Unit MRP [₹]
			ABLPA01	Mounting Kit for Power Supply up to 150W	1127
			ABLPA02	Mounting Kit for Power Supply 240W	1127

Please contact Customer Care Center for Stockable and Non stockable status of references.

NORMAL STOCK ITEMS

W.E.F. January 30th, 2023

ABT7 - Economy Range (Single Winding)

Input Voltage	Output Voltage	Rated Power in VA	Reference	Unit MRP [₹]
Single phase 230V 40VA - 400VA 40° C				
230 V AC single phase ±15 V	24 V AC	40	ABT7ESM004B	10252
230 V AC single phase ±15 V	24 V AC	63	ABT7ESM006B	7957
230 V AC single phase ±15 V	24 V AC	100	ABT7ESM010B	8524
230 V AC single phase ±15 V	24 V AC	160	ABT7ESM016B	10408
230 V AC single phase ±15 V	24 V AC	250	ABT7ESM025B	13915
230 V AC single phase ±15 V	24 V AC	320	ABT7ESM032B	17232
230 V AC single phase ±15 V	24 V AC	400	ABT7ESM040B	19232

ABL6 - Optimum Range (Single Winding)

Input Voltage	Output Voltage	Rated Power in VA	Reference	Unit MRP [₹]
Single phase 230/400V 25VA - 2500VA 50° C				
230/400 V single phase ±15 V	24 V AC	25	ABL6TS02B	9974
230/400 V single phase ±15 V	24 V AC	40	ABL6TS04B	9496
230/400 V single phase ±15 V	24 V AC	63	ABL6TS06B	9765
230/400 V single phase ±15 V	24 V AC	100	ABL6TS10B	11530
230/400 V single phase ±15 V	24 V AC	160	ABL6TS16B	13293
230/400 V single phase ±15 V	24 V AC	250	ABL6TS25B	17102
230/400 V single phase ±15 V	24 V AC	400	ABL6TS40B	24565
230/400 V single phase ±15 V	24 V AC	630	ABL6TS63B	34113
230/400 V single phase ±15 V	24 V AC	1000	ABL6TS100B	41909
230/400 V single phase ±15 V	24 V AC	1600	ABL6TS160B	86932
230/400 V single phase ±15 V	24 V AC	2500	ABL6TS250B	142438
230/400 V single phase ±15 V	115 V AC	100	ABL6TS10G	11445
230/400 V single phase ±15 V	115 V AC	160	ABL6TS16G	13536
230/400 V single phase ±15 V	115 V AC	250	ABL6TS25G	17237
230/400 V single phase ±15 V	115 V AC	400	ABL6TS40G	26151
230/400 V single phase ±15 V	115 V AC	630	ABL6TS63G	35092
230/400 V single phase ±15 V	115 V AC	1000	ABL6TS100G	42842
230/400 V single phase ±15 V	115 V AC	1600	ABL6TS160G	76352
230/400 V single phase ±15 V	115 V AC	2500	ABL6TS250G	124882
230/400 V single phase ±15 V	230 V AC	25	ABL6TS02U	9496
230/400 V single phase ±15 V	230 V AC	40	ABL6TS04U	9958
230/400 V single phase ±15 V	230 V AC	63	ABL6TS06U	10301
230/400 V single phase ±15 V	230 V AC	100	ABL6TS10U	10862
230/400 V single phase ±15 V	230 V AC	160	ABL6TS16U	13536
230/400 V single phase ±15 V	230 V AC	250	ABL6TS25U	16285
230/400 V single phase ±15 V	230 V AC	400	ABL6TS40U	25316
230/400 V single phase ±15 V	230 V AC	630	ABL6TS63U	32355
230/400 V single phase ±15 V	230 V AC	1000	ABL6TS100U <input checked="" type="checkbox"/>	44783
230/400 V single phase ±15 V	230 V AC	1600	ABL6TS160U	71634
230/400 V single phase ±15 V	230 V AC	2500	ABL6TS250U	117080

Please contact Customer Care Center for Stockable and Non stockable status of references.

 NORMAL STOCK ITEMSW.E.F. January 30th, 2023

ABT7 - Universal Range (Double Winding)

Input Voltage	Output Voltage	Rated Power in VA	Reference	Unit MRP ₹
Single phase 230/400V 25VA - 2500VA 60° C				
230/400 V single phase ±15 V	24/48 V AC	40	ABT7PDU004B	12537
230/400 V single phase ±15 V	24/48 V AC	63	ABT7PDU006B	12888
230/400 V single phase ±15 V	24/48 V AC	250	ABT7PDU025B	20367
230/400 V single phase ±15 V	24/48 V AC	400	ABT7PDU040B	25330
230/400 V single phase ±15 V	24/48 V AC	630	ABT7PDU063B	38183
230/400 V single phase ±15 V	115/230 V AC	40	ABT7PDU004G	11804
230/400 V single phase ±15 V	115/230 V AC	100	ABT7PDU010G	13053
230/400 V single phase ±15 V	115/230 V AC	160	ABT7PDU016G	14678
230/400 V single phase ±15 V	115/230 V AC	250	ABT7PDU025G	20643
230/400 V single phase ±15 V	115/230 V AC	400	ABT7PDU040G	23074
230/400 V single phase ±15 V	115/230 V AC	630	ABT7PDU063G	38220
230/400 V single phase ±15 V	115/230 V AC	1000	ABT7PDU100G	45990
230/400 V single phase ±15 V	115/230 V AC	1600	ABT7PDU160G	73850
230/400 V single phase ±15 V	115/230 V AC	2500	ABT7PDU250G	123650
230/400 V single phase ±15 V	115/230 V AC	25	ABT7PDU002B	13797
230/400 V single phase ±15 V	115/230 V AC	100	ABT7PDU010B	14196
230/400 V single phase ±15 V	115/230 V AC	160	ABT7PDU016B	17972
230/400 V single phase ±15 V	115/230 V AC	1000	ABT7PDU100B	50722
230/400 V single phase ±15 V	115/230 V AC	1600	ABT7PDU160B	83898
230/400 V single phase ±15 V	115/230 V AC	2500	ABT7PDU250B	135977

Please contact Customer Care Center for Stockable and Non stockable status of references.

NORMAL STOCK ITEMS

W.E.F. January 30th, 2023



Zelio 2 compact smart relay with display



Zelio 2 compact smart relay without display



Zelio 2 modular smart relay with display

Relays

Description	Reference	Unit MRP [₹]
Voltage 24V DC		
Zelio Logic module - 10 I O, RLY - w/o clock - with display	SR2A101BD <input checked="" type="checkbox"/>	17653
Zelio Logic module - 20 I O, RLY - w/o clock - with display	SR2A201BD <input checked="" type="checkbox"/>	28817
Zelio Logic module - 12 I O, TRN - with clock - with display	SR2B121BD <input checked="" type="checkbox"/>	16144
Zelio Logic module - 12 I O, TRN - with clock - with display	SR2B122BD	24215
Zelio Logic module - 20 I O, RLY - with clock - with display	SR2B201BD <input checked="" type="checkbox"/>	32061
Zelio Logic module - 20 I O, RLY - with clock - with display	SR2B202BD	33343
Zelio Logic module - 10 I O, RLY - w/o clock - w/o display	SR2D101BD <input checked="" type="checkbox"/>	12891
Zelio Logic module - 20 I O, RLY - w/o clock - w/o display	SR2D201BD <input checked="" type="checkbox"/>	25875
Zelio Logic module - 12 I O, RLY - with clock - w/o display	SR2E121BD	16595
Zelio Logic module - 20 I O, RLY - with clock - w/o display	SR2E201BD	30054
Zelio Logic module - 10 I O, RLY - with clock - with display	SR3B101BD	19463
Zelio Logic module - 10 I O, TRN - with clock - with display	SR3B102BD	17955
Zelio Logic module - 26 I O, RLY - with clock - with display	SR3B261BD <input checked="" type="checkbox"/>	40433
Zelio Logic module - 26 I O, TRN - with clock - with display	SR3B262BD	40509
Voltage 100-240V AC		
Zelio Logic module - 10 I O, RLY - w/o clock - with display	SR2A101FU <input checked="" type="checkbox"/>	19990
Zelio Logic module - 20 I O, RLY - w/o clock - with display	SR2A201FU <input checked="" type="checkbox"/>	29646
Zelio Logic module - 12 I O, RLY - with clock - with display	SR2B121FU <input checked="" type="checkbox"/>	19839
Zelio Logic module - 20 I O, RLY - with clock - with display	SR2B201FU <input checked="" type="checkbox"/>	32967
Zelio Logic module - 10 I O, RLY - w/o clock - w/o display	SR2D101FU	13799
Zelio Logic module - 20 I O, RLY - w/o clock - w/o display	SR2D201FU	29260
Zelio Logic module - 12 I O, RLY - with clock - w/o display	SR2E121FU	17484
Zelio Logic module - 20 I O, RLY - with clock - w/o display	SR2E201FU	34631
Zelio Logic module - 10 I O, RLY - with clock - with display	SR3B101FU	20951
Zelio Logic module - 26 I O, RLY - with clock - with display	SR3B261FU <input checked="" type="checkbox"/>	41790
Voltage 12V DC		
Zelio Logic module - 12 I O - with clock - with display	SR2B121JD	20746
Zelio Logic module - 20 I O - with clock - with display	SR2B201JD	25284
Voltage 24V AC		
Zelio Logic module - 12 I O - with clock - with display	SR2B121B	20746
Zelio Logic module - 20 I O - with clock - with display	SR2B201B	38002
Zelio Logic module - 20 I O - with clock - w/o display	SR2E201B	30200
Zelio Logic module - 10 I O - with clock - with display	SR3B101B	22224
Zelio Logic module - 24 I O - with clock - with display	SR3B261B	44130

Note: Zelio Smart Relays are also available in other voltages. Please contact our nearest Sales Office for the same.

Please contact Customer Care Center for Stockable and Non stockable status of references.

NORMAL STOCK ITEMS

W.E.F. January 30th, 2023



I/O Extension module

I/O Extension modules

Description	Reference	Unit MRP [₹]
discrete I/O extension module - 6 I O 4DI, 2DO - 24 V DC	SR3XT61BD	7950
discrete I/O extension module - 6 I O 4DI, 2DO	SR3XT61FU	7840
discrete I/O extension module - 10 I O 6DI, 4DO - 24 V DC	SR3XT101BD <input checked="" type="checkbox"/>	8548
discrete I/O extension module - 10 I O 6DI, 4DO	SR3XT101FU	10360
discrete I/O extension module - 14 I O 8DI, 6DO - 24 V AC	SR3XT141B	17231
discrete I/O extension module - 14 I O 8DI, 6DO - 24 V DC	SR3XT141BD <input checked="" type="checkbox"/>	11790
discrete I/O extension module - 14 I O 8DI, 6DO	SR3XT141FU	12529
Analogue I/O extension module - 2 AI/ 2AO	SR3XT43BD	18887

Accessories

Description	Reference	Unit MRP [₹]
SUB-D 9-pin PC connecting cable - 3 m	SR2CBL01 <input checked="" type="checkbox"/>	12986
SUB-D 9-pin modem connecting cable - 0.5 m	SR2CBL07 <input checked="" type="checkbox"/>	31983
communication interface	SR2COM01	22644
documentation - programming on the smart relay - EN	SR2MAN01EN	4639
memory cartridge firmware - up to v 2.4 - EEPROM	SR2MEM01 <input checked="" type="checkbox"/>	4304
memory cartridge firmware - for v 3.0 - EEPROM	SR2MEM02 <input checked="" type="checkbox"/>	3179
modem interface - analog PSTN	SR2MOD01	96596
modem interface - GSM	SR2MOD02	66265
programming software "Zelio Soft 2" multilingual - CD-ROM	SR2SFT01	4969
USB PC connecting cable - 3 m	SR2USB01 <input checked="" type="checkbox"/>	16156

Please contact Customer Care Center for Stockable and Non stockable status of references.

NORMAL STOCK ITEMS

W.E.F. January 30th, 2023



Altivar™ AC Drives

Advanced energy management
and performance in motor control

se.com/drives

Atithi Enterprises®

Life Is On | Schneider Electric



Rajeshkumar Rajaraman
☎ 99406 30301

Door No: 40, Thirumalai Samy Street,
New Siddhapudur, Coimbatore - 641044.

✉ atithicbe@gmail.com
🌐 www.atithienterprises.com
☎ 0422-4951395 | 75984 05301

Authorized
Partner

Life Is On | Schneider Electric

Variable Speed Drives

Process

- Mining, Minerals & Metals
- Marine
- Food & Beverage
- Water & Wastewater
- Oil & Gas
- Power Plants

Fluid Management

Altivar Process 600

Wall Mounting
0.75...315 kW
200...690 V

Cabinet Integration
0.75...2600 kW
380...690 V

Industrial Processes

Altivar Process 900

Wall Mounting
0.75...315 kW
200...690 V

Cabinet Integration
0.75...2600 kW
380...690 V

Machines

- Hoisting
- Material Handling
- Textile
- Material Working
- Packaging

Commercial Equipment

Altivar 12

0.18...4 kW
100...240 V

Basic Machines

Altivar 310

IP20
0.75 to 22 kW
380...460 V

Simple & Advanced Machines

Altivar 320B/C

Book/compact format
0.18...15 kW
200...600 V

Altivar 320W

Harsh environment
IP65/66
0.18...7.5 kW
380...480 V

Altivar340

Book/compact format
0.75...75 kW
380...480 V

Building

- Pumps
- Lift
- Fans & Compressors

HVAC & Pumps

Altivar 212

IP21
0.75...75 kW
200...480 V

IP55
0.75...75 kW
380...480 V

Utilities

Altivar 610

0.75...160 kW
380...460 V

Soft Starters

Simple Machines

Altistart 01

3...85 A
110...480 V

Altivar Soft Starter ATS130

38...105 A
200...480 V

Coming Soon

Industrial Processes & Utility

Altistart 22

17...590 A
208...600 V

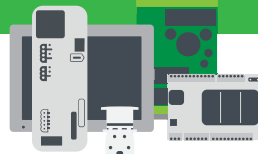
Altivar Soft Starter ATS480

208 to 690V
17 to 1700A

Please contact Customer Care Center for Stockable and Non stockable status of references.

NORMAL STOCK ITEMS

W.E.F. January 30th, 2023



Altivar™ Easy 310 Drives for Simple Machines Now available upto 22kW

*When just enough
is just right!*

Reliable & cost effective solution to manage the speed of your motors in your machines.

se.com/drives

Atithi

General Purpose Drives

Altivar™ 12: Drives for 1-Phase / 3-Phase 230 Volts Input & 3-Phase 230 Volts Output



- Small: easily integrated in any machine
- Discreet & Intuitive
- Reliable: quality which stands the test of time
- High-performance: even without adjustment

kW (HD)	HP Rating	Max. continuous current(A)	Reference	Unit MRP [₹]
Single phase-Supply Voltage: 200...240V				
0.18	0.25	1.4	ATV12H018M2	On Request
0.37	0.55	2.4	ATV12H037M2	On Request
0.55	0.75	3.5	ATV12H055M2	On Request
0.75	1	4.2	ATV12H075M2	On Request
1.5	2	7.5	ATV12HU15M2	On Request
2.2	3	10	ATV12HU22M2	On Request
Three phase-Supply Voltage: 200...240V				
0.37	0.55	2.4	ATV12H037M3	On Request
0.75	1	4.2	ATV12H075M3	On Request
1.5	2	7.5	ATV12HU15M3	On Request
2.2	3	10	ATV12HU22M3	On Request
3	~	12.2	ATV12HU30M3	On Request
4	5	16.7	ATV12HU40M3	On Request

Altivar™ 310: Drives for 3-Phase 440 Volts Input & 3-Phase 440 Volts Output



- Optimized installation space & Optimized time and cost
- Service cost savings
- Easy to operate
- Easy to maintain & Easy to integrate in automation system
- 55deg Celsius ambient temperature without derating

ND	KW		Max. Continuous Current (A)		Reference	Unit MRP [₹]
	HD	ND	HD	ND		
~	0.37	~	1.5	~	ATV310H037N4E	On Request
~	0.75	~	2.3	~	ATV310H075N4E	On Request
~	1.5	~	4.1	~	ATV310HU15N4E	On Request
~	2.2	~	5.5	~	ATV310HU22N4E	On Request
4	3	8.9	7.1	~	ATV310HU30N4E	On Request
5.5	4	12.1	9.5	~	ATV310HU40N4E	On Request
7.5	5.5	16	12.6	~	ATV310HU55N4E	On Request
11	7.5	22.8	17	~	ATV310HU75N4E	On Request
15	11	30	24	~	ATV310HD11N4E	On Request
18	15	36	33	~	ATV310HD15N4E	On Request
22	18	43	39	~	ATV310HD18N4E	On Request
30	22	60	46	~	ATV310HD22N4E	On Request
18	15	36	33	~	ATV310HD15N4EF	On Request
22	18	43	39	~	ATV310HD18N4EF	On Request
30	22	60	46	~	ATV310HD22N4EF	On Request

*F refer to inbuilt EMC

Please contact Customer Care Center for Stockable and Non stockable status of references.

NORMAL STOCK ITEMS

W.E.F. January 30th, 2023



Automation and control made easy

Easy Altivar™ 610 variable speed drives.



Easy Altivar™ 610 variable speed drives for three-phase synchronous motors address the challenges faced by new economies. They are fit for purpose at affordable prices with no compromise on ease of use, robustness, and availability – the core values supported by a worldwide leader in automation.



Water & wastewater



Oil & gas



Constant, negative pressure water supply



Building



Power



Other OEM

Fit for purpose

- Optimized control system
- Multi-pump control function
- Harmonic mitigation solution

Designed for easiness

- Easy to install
- Easy to set up and use
- Easy to maintain

Strong on robustness

- Robust design for harsh environments
- Ever higher protection and performance

Always available

- Wide availability
- Worldwide technical assistance

Contact with Schneider Electric sales for country of origin.

se.com/easyaltivar610

Easy Altivar™ 610

Now available upto 460V

Main features

Power range:
0.75 to 160kW

Main voltage range:
380~460V, 3 phase, -15 to +10%

Overload capability:
ND: 110% 60s; 120% 20s;
HD: 150% 60s

EMC:
C3 level filter embedded

Harmonics:
DC choke embedded (above 4kW)

Protection:
IP20

Operation temperature:
-15°C to +60°C (derating above
+45°C)

Motor control law:
Asy motor: V/f 2 pts; V/f 5 pts;
UF quad; energy saving



Control I/O

Control terminal:

- Analog input: 3
- Analog output: 2
- Digital input: 6
- Relay output: 3

Communication:

- Modbus embedded;
- option: Profibus DP



Display terminal

Basic keypad (standard)

- LCD backlight, removable
- 2 lines, 6 languages
- Configuration save
- Easy mounting kit (Ø22mm)



For more information and product references visit

se.com/easyaltivar610

Altivar™ 610: Drives for pumps and fans from 0.75 to 160 kW

Now available upto 460V



- Compact size: simplicity of integration and reduction of the size of the enclosures
- Electronic cards with protective coating
- Operation temperature: -10...+60°C
- IP40 protection level on the top of the product
- Typical multi-pump configuration without PLC
- 7 preprogrammed function blocks cover 90% of the pump and fan applications
- Colored control circuit terminals to avoid misuse

ND	kW		Max. continuous current(A)		Reference	Unit MRP [₹]
	ND	HD	ND	HD		
Three phase-Supply Voltage: 380...460V						
4		3	9.3	7.2	ATV610U40N4	On Request
5.5		4	12.7	9.3	ATV610U55N4	On Request
7.5		5.5	15.8	12.7	ATV610U75N4	On Request
11		7.5	23.5	16.5	ATV610D11N4	On Request
15		11	31.7	23.5	ATV610D15N4	On Request
18.5		15	39.2	31.7	ATV610D18N4	On Request
22		18.5	46.3	39.2	ATV610D22N4	On Request
30		22	61.5	46.3	ATV610D30N4	On Request
37		30	74.5	59.6	ATV610D37N4	On Request
45		37	88	74.5	ATV610D45N4	On Request
55		45	106	88	ATV610D55N4	On Request
75		55	145	106	ATV610D75N4	On Request
90		75	173	145	ATV610D90N4	On Request
110		90	211	173	ATV610C11N4	On Request
132		110	250	211	ATV610C13N4	On Request
160		132	302	250	ATV610C16N4	On Request

Altivar™ 212: Drives for HVAC, 3-phase asynchronous motors

from 0.75 to 75 kW



- Embedded communication Modbus, Apogee FLN P1, Metasys N2, BacNet
- More Friendly simplicity & comfort with Universal Graphic Keypad
- Low Harmonics Emissions: Low THDI = 30%
- EMC Immunity Protection & Noise reductions
- AHRI Approved
- N4Z without display, VW3A1111 advance display to be ordered separately

kW	Max. continuous current(A)		Reference	Unit MRP [₹]
Three phase-Supply Voltage: 380...480V				
0.75		2.2	ATV212H075N4	On Request
1.5		3.7	ATV212HU15N4	On Request
2.2		5.1	ATV212HU22N4	On Request
3		7.2	ATV212HU30N4	On Request
4		9.1	ATV212HU40N4	On Request
5.5		12	ATV212HU55N4	On Request
7.5		16	ATV212HU75N4	On Request
11		22.5	ATV212HD11N4	On Request
15		30.5	ATV212HD15N4	On Request
18.5		37	ATV212HD18N4	On Request
22		43.5	ATV212HD22N4	On Request
30		58.5	ATV212HD30N4	On Request
37		79	ATV212HD37N4	On Request
45		94	ATV212HD45N4	On Request
55		116	ATV212HD55N4	On Request
75		160	ATV212HD75N4	On Request


Please contact Customer Care Center for Stockable and Non stockable status of references.

NORMAL STOCK ITEMS

W.E.F. January 30th, 2023

Machine Drives


Altivar™ 320: Drives for synchronous and asynchronous motors from 0.18 to 15 kW (0.25 to 20 Hp)



Product selector for ATV320



EcoStruxure™ Motor Control Configurator



EcoStruxure™ Motor Management Design

- Cost Saving: Optimized Space and Time
- Solution Oriented: ATV Logic, Ready for automation integration
- Ambient temperature: 50deg C w/o deration
- Safety embedded as standard (STO SIL3)
- Possibility to connect a graphic terminal as option (Basic & Advanced)
- Modbus & Can Open as standard
- Protection against harsh environment 3C3 class

kW	Max. continuous current(A)	Reference	Unit MRP [₹]
Single phase-Supply Voltage: 200...240V			
0.18	1.5	ATV320U02M2C	On Request
0.37	3.3	ATV320U04M2C	On Request
0.55	3.7	ATV320U06M2C	On Request
0.75	4.8	ATV320U07M2C	On Request
1.1	6.9	ATV320U11M2C	On Request
1.5	8	ATV320U15M2C	On Request
2.2	11	ATV320U22M2C	On Request
Three phase-Supply Voltage: 200...240V			
1.5	8	ATV320U15M3C	On Request
4	17.5	ATV320U40M3C	On Request
5.5	27.5	ATV320U55M3C	On Request
7.5	33	ATV320U75M3C	On Request
11	54	ATV320D11M3C	On Request
15	66	ATV320D15M3C	On Request
Three phase-Supply Voltage: 380...500V (COMPACT)			
0.37	1.5	ATV320U04N4C	On Request
0.55	1.9	ATV320U06N4C	On Request
0.75	2.3	ATV320U07N4C	On Request
1.1	3	ATV320U11N4C	On Request
1.5	4.1	ATV320U15N4C	On Request
2.2	5.5	ATV320U22N4C	On Request
3	7.1	ATV320U30N4C	On Request
4	9.5	ATV320U40N4C	On Request
5.5	14.3	ATV320U55N4C	On Request
7.5	17	ATV320U75N4C	On Request
11	27.7	ATV320D11N4C	On Request
15	33	ATV320D15N4C	On Request
Three phase-Supply Voltage: 380...500V (BOOK)			
0.4	1.5	ATV320U04N4B	On Request
0.6	1.9	ATV320U06N4B	On Request
0.8	2.3	ATV320U07N4B	On Request
1.1	3	ATV320U11N4B	On Request
1.5	4.1	ATV320U15N4B	On Request
2.2	5.5	ATV320U22N4B	On Request
3	7.1	ATV320U30N4B	On Request
4	9.5	ATV320U40N4B	On Request
5.5	14.3	ATV320U55N4B	On Request
7.5	17	ATV320U75N4B	On Request
11	27.7	ATV320D11N4B	On Request
15	33	ATV320D15N4B	On Request
Three phase-Supply Voltage: 380...500V, IP66			
0.37	1.5	ATV320U04N4W*	On Request
0.55	1.9	ATV320U06N4W*	On Request
0.75	2.3	ATV320U07N4W*	On Request
1.1	3	ATV320U11N4W*	On Request
1.5	4.1	ATV320U15N4W*	On Request
2.2	5.5	ATV320U22N4W*	On Request
3	7.1	ATV320U30N4W*	On Request
4	9.5	ATV320U40N4W*	On Request
5.5	14.3	ATV320U55N4W*	On Request
7.5	17	ATV320U75N4W*	On Request

Note: References ending with B are BOOK type & Reference ending with C are COMPACT type.
References ending with N4W* are IP66.

Please contact Customer Care Center for Stockable and Non stockable status of references.

NORMAL STOCK ITEMS

W.E.F. January 30th, 2023



Altivar™ The next SMART manufacturing era

Altivar™ Machine ATV340, innovative
variable speed drives for high-performance machines



The Altivar™ Machine ATV340* drive is robust for high overloads, offering safety, various communication protocols, and cutting-edge motor control solution for machine builders.

Traditional machine design is challenged by the smart manufacturing approach. Changing times require innovative features such as the native Ethernet based - Fast Device Replacement. It gives machine operators a seamless service approach. The embedded encoder is compatible with asynchronous and synchronous motors in closed-loop control applications and the load-sharing master/slave configuration makes ATV340 a SMART manufacturing success.

* From 1 HP to 100 HP in heavy duty with 3-phase supply voltage from 380 to 480 V.

Atithi

High performance in material handling, material working and hoisting

The ATV340 improves the capabilities and availability of high-performance machines while reducing build costs thanks to:

- **Superior machine performance.** With a maximum torque availability of 1.8 In and optimized speed bandwidth of up to 400 Hz, the ATV 340 is ideal for dynamic applications with rapid acceleration. Its frequency inverters can handle high overloads in demanding applications up to 220% nominal torque.
- **Faster reaction time.** A combination of fast application reaction time with a minimum 1 ms task cycle and Ethernet connectivity maximizes your machine's throughput.
- **Simplified machine engineering.** Built-in multiprotocol (Ethernet, Modbus, SERCOS) a variety of interfaces, an embedded encoder and integrated application functions offer maximum flexibility in design. Remote monitoring via the embedded web server enables predictive maintenance. EcoStruxure™ Machine & FDR allow faulty device replacement service with short time machine recovery.
- **Reduced design time.** Complete project replication is possible with one-button auto-tuning for motor identification and supports efficient machine commissioning and production. Additionally, ready-to-use Tested, Validated, and Documented Architectures (TDVAs) and SoMachine software facilitate seamless automation integration.
- **Comprehensive functional safety and cyber security.** With embedded STO (SIL3) and a full range of safety functions (SS1, SLS, SMS, SBC, GDL), the ATV340 is compliant with machine related safety standards EN ISO 13849-1 and EN 62061. The ATV340 also has Achilles level 2 cyber-security certification to protect people and assets while ensuring continuity of service.
- **Robust.** In harsh environments with high levels of dust and vibration and operating temperatures up to 60°C. Due to high IGBT and thermal dissipation efficiency, it allows additional 40% of rated current taking motor power to 130kW under normal duty operation.

220%
Nominal torque

1 ms
Application cycle time



Modular and Ethernet version
with different application approach



Optional Safety card offers for high-end safety functions
Safe Stop 1 (SS1)
Safe Limited Speed (SLS)
Safe Maximum Speed (SMS)
Safe Brake Control (SBC)
Guard Door Lock (GDL)



High power Safety solution
(up to 75kW), Safety card and additional module support

For more information and product references visit

Altivar™ 340: Drives with innovative variable speed drives for high-performance machines upto 75kW



- Reduced requirement for additional devices thanks to rich interfaces, I/Os, and PTIs/PTOs, and an embedded encoder
- 5 DI +2 (DI/DO);2 RO ;2 AI ;1 AO
- 30kW...75kW : 8 DI ;1DO ;3RO ;3AI ;2AO
- DC choke inbuilt from 30kW and above
- Heavy duty 150%In for 60sec & 180%In for 2sec
- Embedded STO SIL3
- On board A/B/I & SinCos 1Vpp encoder
- Chemical class for harsh environment 3C3
- High-speed native multi-Ethernet connectivity – real-time communication
- 1 ms application cycle time

ATV340 Modular Drive: Power & Supply Voltage: 0.75 – 22 kW & 400/480 V three phase

ATV340 Ethernet Drive(ATV340***N4E): Power & Supply Voltage: 0.75 – 75 kW & 400/480 V three phase

ND	kW		Max. continuous current (A)		Reference	Unit MRP [₹]
	HD	ND	HD	ND		
Three phase-Supply Voltage: 380...480V (Modular)						
1.1	0.75	2.8	2.2	2.8	ATV340U07N4	On Request
2.2	1.5	5.6	4	5.6	ATV340U15N4	On Request
3	2.2	7.2	5.6	7.2	ATV340U22N4	On Request
4	3	9.3	7.2	9.3	ATV340U30N4	On Request
5.5	4	12.7	9.3	12.7	ATV340U40N4	On Request
7.5	5.5	16.5	12.7	16.5	ATV340U55N4	On Request
11	7.5	24	16.5	24	ATV340U75N4	On Request
15	11	32	24	32	ATV340D11N4	On Request
18.5	15	39	32	39	ATV340D15N4	On Request
22	18.5	46	39	46	ATV340D18N4	On Request
30	22	62	46	62	ATV340D22N4	On Request
Three phase-Supply Voltage: 380...480V (With Ethernet)						
1.1	0.75	2.8	2.2	2.8	ATV340U07N4E	On Request
2.2	1.5	5.6	4	5.6	ATV340U15N4E	On Request
3	2.2	7.2	5.6	7.2	ATV340U22N4E	On Request
4	3	9.3	7.2	9.3	ATV340U30N4E	On Request
5.5	4	12.7	9.3	12.7	ATV340U40N4E	On Request
8	5.5	16.5	12.7	16.5	ATV340U55N4E	On Request
11	8	24	16.5	24	ATV340U75N4E	On Request
15	11	32	24	32	ATV340D11N4E	On Request
18.5	15	39	32	39	ATV340D15N4E	On Request
22	18.5	46	39	46	ATV340D18N4E	On Request
30	22	62	46	62	ATV340D22N4E	On Request
37	30	74.5	61.5	74.5	ATV340D30N4E	On Request
45	37	88	74.5	88	ATV340D37N4E	On Request
55	45	106	88	106	ATV340D45N4E	On Request
75	55	145	106	145	ATV340D55N4E	On Request
90	75	173	145	173	ATV340D75N4E	On Request

*ATV340 display is optional - VW3A1113



How do you benefit from Altivar™ Process's application expertise?



ROD PUMPS



MIXERS



HOISTING

ATV900

- DC Bus sharing and 4Q apps. using ATV980/990
- Control all types of synchronous motors as well as async. motors in open or closed loop,
- Manage master/slave apps such as conveyor with multi drive link
- Increase asset life using dedicated hoisting, PCP/ESP and rod pump applications functions

Demanding Applications



ATV600

- Monitor energy consumption, energy based KPIs with 95% accuracy
- Monitor pump operation state and efficiency (BEP)
- Control multi pump applications in WWT & F&B environments with
- Dedicated motor & asset protection functions such as pump and pipe protection

Fluid & Gas Applications



FANS



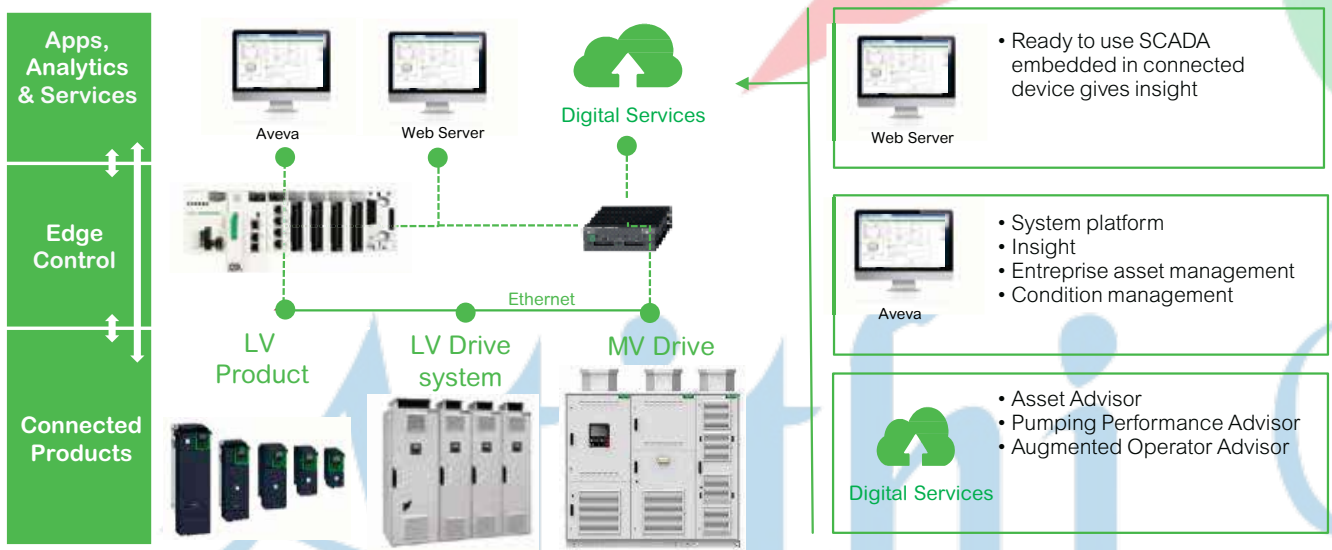
CENTRIF. PUMPS



COMPRESSORS

Motor's Data Flow within EcoStruxure

EcoStruxure™ Innovation At Every Level



Please contact Customer Care Center for Stockable and Non stockable status of references.

✓ NORMAL STOCK ITEMS

W.E.F. January 30th, 2023

Altivar™ Process Drives for industrial utility applications

Altivar™ process drives deliver added-value services to enable business and process optimization through improved life cycle asset management and optimized energy consumption. Designed to assist OEMs, system integrators, and industrial process owners, Altivar™ process drives improve process performance by enabling full information and operational technology convergence. Embedded PlantStruxure™ and Foxboro™ Evo architectures simplify system integration.



Water applications

- Booster pumps
- Lift station pumps
- Desalination pumps
- Water supply pumps
- Water suction pumps
- Progressing cavity pumps
- Influent and effluent pumps
- Secondary clean water pumps



Oil & Gas applications

- Rod pumps
- Feed pumps
- Pipeline, booster, and unloading pumps
- Water injection pumps
- Reciprocating and centrifugal compressors
- Progressing cavity pumps
- Electric submersible pumps



Mining & Metals applications

- Rod pumps
- Feed pumps
- Pipeline, booster, and unloading pumps
- Water injection pumps
- Reciprocating and centrifugal compressors
- Progressing cavity pumps
- Electric submersible pumps



	Altivar 630	Altivar 650	Altivar 930	Altivar 950
Voltage	480	480	480	480
kW	0.75 – 315 kW	0.75 – 90 kW	0.75 – 315 kW	0.75 – 90 kW
Enclosure	UL Type 1 Heatsink kit option: 125 – 250 hp	UL Type 12	UL Type 1 Heatsink kit option: 125 – 250 hp	UL Type 12
Application functions	Multi-pump control, > 30 pump functions, fans, and simple material handling	Multi-pump control, > 30 pump functions, fans, and simple material handling	Load share, master slave, safety inputs, dynamic braking	Master slave, safety inputs, dynamic braking
Performance	Normal or heavy duty	Normal or heavy duty	High-torque capacity encoder options, dual Ethernet ports	High-torque capacity encoder options, dual Ethernet ports

Contact with Schneider Electric sales for country of origin.
Please contact Customer Care Center for Stockable and Non stockable status of references.

NORMAL STOCK ITEMS


W.E.F. January 30th, 2023

Altivar™ Process ATV630 : Variable Speed I IOT Drive dedicated to process

Industry and Utilities (Pump & Fan) from 0.75 kW to 315 kW.



- Alfa-numeric and graphical display to monitor trends and values
- Inbuilt features dedicated for Pump eg. Pump Curves, Pipe fill, Anti Jam, Pipe cleaning etc
- Calculative power consumption with respect to flow (kwh/m³)
- VFD designed for 50 deg C without derating.
- In Built choke & EMC Filter
- Integrated Modbus & Modbus TCP/IP (Ethernet)
- Web server inbuilt
- Ethernet & Modbus in Built
- QR code feature in built to get documents access on line and register service request directly from QR code.



ND	kW		Max. continuous current (A)		Reference	Unit MRP [₹]
	ND	HD	ND	HD		
Three phase-Supply Voltage:380...480V (IP21)						
0.75		0.37	2.2	1.5	ATV630U07N4	On Request
1.5		0.75	4	2.2	ATV630U15N4	On Request
2.2		1.5	5.6	4	ATV630U22N4	On Request
3		2.2	7.2	5.6	ATV630U30N4	On Request
4		3	9.3	7.2	ATV630U40N4	On Request
5.5		4	12.7	9.3	ATV630U55N4	On Request
7.5		5.5	16.5	12.7	ATV630U75N4	On Request
11		7.5	23.5	16.5	ATV630D11N4	On Request
15		11	31.7	23.5	ATV630D15N4	On Request
18.5		15	39.2	31.7	ATV630D18N4	On Request
22		18.5	46.3	39.2	ATV630D22N4	On Request
30		22	61.5	46.3	ATV630D30N4	On Request
37		30	74.5	61.5	ATV630D37N4	On Request
45		37	88	74.5	ATV630D45N4	On Request
55		45	106	88	ATV630D55N4	On Request
75		55	145	106	ATV630D75N4	On Request
90		75	173	145	ATV630D90N4	On Request
110		90	211	173	ATV630C11N4	On Request
132		110	250	211	ATV630C13N4	On Request
160		132	302	250	ATV630C16N4	On Request
220		160	427	302	ATV630C22N4	On Request
250		220	481	387	ATV630C25N4	On Request
315		250	616	481	ATV630C31N4	On Request
Three phase-Supply Voltage: 380...480V (IP55)						
0.75		0.37	2.2	1.5	ATV650U07N4	On Request
1.5		0.75	4	2.2	ATV650U15N4	On Request
2.2		1.5	5.6	4	ATV650U22N4	On Request
3		2.2	7.2	5.6	ATV650U30N4	On Request
4		3	9.3	7.2	ATV650U40N4	On Request
5.5		4	12.7	9.3	ATV650U55N4	On Request
7.5		5.5	16.5	12.7	ATV650U75N4	On Request
11		7.5	23.5	16.5	ATV650D11N4	On Request
15		11	31.7	23.5	ATV650D15N4	On Request
18.5		15	39.2	31.7	ATV650D18N4	On Request
22		18.5	46.3	39.2	ATV650D22N4	On Request
30		22	61.5	46.3	ATV650D30N4	On Request
37		30	74.5	61.5	ATV650D37N4	On Request
45		37	88	74.5	ATV650D45N4	On Request
55		45	106	88	ATV650D55N4	On Request
75		55	145	106	ATV650D75N4	On Request
90		75	173	145	ATV650D90N4	On Request

N4Z without display, VW3A1111 advance display to be ordered seperately

Please contact Customer Care Center for Stockable and Non stockable status of references.

NORMAL STOCK ITEMS

W.E.F. January 30th, 2023

Altivar™ Process ATV930: Variable speed drives dedicated to constant torque application with excellent motor control and connectivity capabilities (0.75kW to 315kW)



- Alfa-numeric and graphical display to monitor trends and values.
- Calculative power consumption with respect to flow (kwh/m³).
- VFD designed for 50 deg C without derating.
- In Built choke & EMC Filter
- Integrated Modbus & dual Ethernet port
- Web server in built
- Macro configuration of hoisting & conveyor are available
- Ethernet & Modbus in Built
- QR code feature in built to get documents access on line and register service request directly from QR code.



ND	kW		Max. continuous current (A)		Reference	Unit MRP [₹]
	ND	HD	ND	HD		
Three phase-Supply Voltage: 380...480V (IP21)						
0.75		0.37	2.2	1.5	ATV930U07N4	On Request
1.5		0.75	4	2.2	ATV930U15N4	On Request
2.2		0.75	5.6	4	ATV930U22N4	On Request
3		1.5	7.2	5.6	ATV930U30N4	On Request
4		2.2	9.3	7.2	ATV930U40N4	On Request
5.5		3	12.7	9.3	ATV930U55N4	On Request
7.5		4	16.5	12.7	ATV930U75N4	On Request
11		5.5	23.5	16.5	ATV930D11N4	On Request
15		7.5	31.7	23.5	ATV930D15N4	On Request
18.5		15	39.2	31.7	ATV930D18N4	On Request
22		18.5	46.3	39.2	ATV930D22N4	On Request
30		22	61.5	46.3	ATV930D30N4	On Request
37		30	74.5	61.5	ATV930D37N4	On Request
45		37	88	74.5	ATV930D45N4	On Request
55		45	106	88	ATV930D55N4C*	On Request
55		45	106	88	ATV930D55N4	On Request
75		55	145	106	ATV930D75N4C*	On Request
75		55	145	106	ATV930D75N4	On Request
90		75	173	145	ATV930D90N4C*	On Request
90		75	173	145	ATV930D90N4	On Request
110		90	211	173	ATV930C11N4C*	On Request
110		90	211	173	ATV930C11N4	On Request
132		110	250	211	ATV930C13N4C*	On Request
132		110	250	211	ATV930C13N4	On Request
160		132	302	250	ATV930C16N4C*	On Request
160		132	302	250	ATV930C16N4	On Request
220		160	427	302	ATV930C22N4C*	On Request
220		160	427	302	ATV930C22N4	On Request
250		200	481	387	ATV930C25N4C*	On Request
315		250	616	481	ATV930C31N4C*	On Request
Three phase-Supply Voltage: 380...480V (IP55)						
0.75		0.37	2.2	1.5	ATV950U07N4	On Request
1.5		0.75	4	2.2	ATV950U15N4	On Request
2.2		0.75	5.6	4	ATV950U22N4	On Request
3		1.5	7.2	5.6	ATV950U30N4	On Request
4		2.2	9.3	7.2	ATV950U40N4	On Request
5.5		3	12.7	9.3	ATV950U55N4	On Request
7.5		4	16.5	12.7	ATV950U75N4	On Request
11		5.5	23.5	16.5	ATV950D11N4	On Request
15		7.5	31.7	23.5	ATV950D15N4	On Request
18.5		15	39.2	31.7	ATV950D18N4	On Request
22		18.5	46.3	39.2	ATV950D22N4	On Request
30		22	61.5	46.3	ATV950D30N4	On Request
37		30	74.5	61.5	ATV950D37N4	On Request
45		37	88	74.5	ATV950D45N4	On Request
55		45	106	88	ATV950D55N4	On Request
75		55	145	106	ATV950D75N4	On Request
90		75	173	145	ATV950D90N4	On Request

*Reference ending with 'C' is without braking unit N4Z without display, VW3A1111 advance display to be ordered separately

Please contact Customer Care Center for Stockable and Non stockable status of references.

NORMAL STOCK ITEMS

W.E.F. January 30th, 2023



Altivar™ Process Modular ATV6XX/9XX LV Variable Speed Drive

Altivar™ Process Modular 110kW to 1200kW, 415V & 690V
***Coming Soon upto 2.6 MW**

The Altivar™ Process is the first services-oriented Low Voltage & Medium Voltage Drives allowing End Users with its energy management services and assets management capabilities, to:

- Measure their plant's energy consumption
- Control process equipment at its best efficiency
- Implement real-time asset management and predictive maintenance
- The Altivar™ Process Modular complete the Altivar Process line-up with a solution to address high end applications.
- The Altivar™ Process Modular offer partners capability to:
 - Lower inventories mix while providing flexibility for faster deliveries.
 - Standardized design and manufacturing processes of systems drives
 - Gain efficiency in servicing end customer
- Available in 48% THDi or with 3-level AFE design that is lower than 3% THDi and with less stress on motor.

Standard Offer

Drive Ratings For 380...480 V

Normal Duty - 400 V

Modular Single Drive	Nominal Power kW	Power Part Supply		Drive (output)			Unit MRP [₹]
		Input Current At 400 Vac	Apparent Power	Nominal Current (1)	Max. Transient current (1)		
		A	kVA	A	ATV600 (2)	ATV900 (3)	
ATV•A0C11Q4	110	198	137	211	232	253	On Request
ATV•A0C13Q4	132	233	161	250	275	300	On Request
ATV•A0C16Q4	160	278	193	302	332	362	On Request
ATV•A0C20Q4	200	352	244	370	407	444	On Request
ATV•A0C25Q4	250	432	299	477	525	572	On Request
ATV•A0C31Q4	315	538	373	590	649	708	On Request
ATV•A0C35Q4	355	611	423	660	726	792	On Request
ATV•A0C40Q4	400	681	472	730	803	876	On Request
ATV•A0C45Q4	450	764	529	830	913	996	On Request
ATV•A0C50Q4	500	846	586	900	990	1,080	On Request
ATV•A0C56Q4	560	948	657	1,020	1,122	1,224	On Request
ATV•A0C63Q4	630	1,058	733	1,140	1,254	1,368	On Request
ATV•A0C71Q4	710	1,192	826	1,260	1,386	1,512	On Request
ATV•A0C80Q4	800	1,335	925	1,420	1,562	1,704	On Request
ATV•A0M10Q4	1000	1,692	1172	1,770	1,947	2,124	On Request

Heavy Duty - 400 V

Modular Single Drive	Nominal Power kW	Power Part Supply		Drive (output)			Unit MRP [₹]
		Input Current At 400 Vac	Apparent Power	Nominal Current (1)	Max. Transient current (1) (2)		
		A	kVA	A	ATV600	ATV900	
ATV•A0C11Q4	90	167	116	173	260	260	On Request
ATV•A0C13Q4	110	198	137	211	317	317	On Request
ATV•A0C16Q4	132	233	161	250	375	375	On Request
ATV•A0C20Q4	160	290	201	302	453	453	On Request
ATV•A0C25Q4	200	353	245	370	555	555	On Request
ATV•A0C31Q4	250	432	299	477	716	716	On Request
ATV•A0C35Q4	280	489	339	520	780	780	On Request
ATV•A0C40Q4	315	545	378	590	885	885	On Request
ATV•A0C45Q4	355	611	423	660	990	990	On Request
ATV•A0C50Q4	400	681	472	730	1,095	1,095	On Request
ATV•A0C56Q4	450	767	531	830	1,245	1,245	On Request
ATV•A0C63Q4	500	849	588	900	1,350	1,350	On Request
ATV•A0C71Q4	560	951	659	1,020	1,530	1,530	On Request
ATV•A0C80Q4	630	1,061	735	1,140	1,710	1,710	On Request
ATV•A0M10Q4	800	1,246	950	1,420	2,130	2,130	On Request

Normal Duty - 690 V

Modular Single Drive	Nominal Power kW	Power Part Supply		Drive (output)			Unit MRP [₹]
		Input Current At 690 Vac	Apparent Power	Nominal Current (1)	Max. Transient current (1)		
		A	kVA	A	ATV600 (2)	ATV900 (3)	
ATV•A0C11Q6	110	118	141	125	138	150	On Request
ATV•A0C13Q6	132	138	165	145	160	174	On Request
ATV•A0C16Q6	160	163	195	175	193	210	On Request
ATV•A0C20Q6	200	200	239	215	237	258	On Request
ATV•A0C25Q6	250	255	305	275	303	330	On Request
ATV•A0C31Q6	315	316	378	340	374	408	On Request
ATV•A0C40Q6	400	394	471	425	468	510	On Request
ATV•A0C50Q6	500	495	592	520	572	624	On Request
ATV•A0C63Q6	630	615	735	650	715	780	On Request
ATV•A0C80Q6	800	776	927	830	913	996	On Request
ATV•A0M10Q6	1,000	969	1,158	1,030	1,133	1,236	On Request
ATV•A0M12Q6	1,200	1,161	1,388	1,230	1,353	1,476	On Request

Please contact Customer Care Center for Stockable and Non stockable status of references.

NORMAL STOCK ITEMS

W.E.F. January 30th, 2023

Heavy Duty - 690 V

Modular Single Drive	Nominal Power kW	Power Part Supply		Drive (output)			Unit MRP [₹]
		Input Current At 690 Vac	Apparent Power	Nominal Current (1)	Max. Transient current (1) (2)		
		A	kVA	A	ATV600 A	ATV900 A	
ATV•A0C11Q6	90	100	120	105	158	158	On Request
ATV•A0C13Q6	110	118	141	125	188	188	On Request
ATV•A0C16Q6	132	138	165	145	218	218	On Request
ATV•A0C20Q6	160	163	195	175	263	263	On Request
ATV•A0C25Q6	200	211	252	215	323	323	On Request
ATV•A0C31Q6	250	255	305	275	413	413	On Request
ATV•A0C40Q6	315	316	378	340	510	510	On Request
ATV•A0C50Q6	400	401	479	425	638	638	On Request
ATV•A0C63Q6	500	495	592	520	780	780	On Request
ATV•A0C80Q6	630	619	740	650	975	975	On Request
ATV•A0M10Q6	800	779	931	830	1,245	1,245	On Request
ATV•A0M12Q6	1,000	971	1,160	1,030	1,545	1,545	On Request

LH/Regen offer

Normal Duty - 400 V

Modular Single Drive	Nominal Power kW	Power Part Supply		Drive (output)			Unit MRP [₹]
		Input Current At 400 Vac	Apparent Power	Nominal Current (1)	Max. Transient current (1)		
		A	kVA	A	ATV600 (2) A	ATV900 (3) A	
ATV•B0C11Q4	110	175	121	211	232	253	On Request
ATV•B0C13Q4	132	208	144	250	275	300	On Request
ATV•B0C16Q4	160	252	174	302	332	362	On Request
ATV•B0C20Q4	200	313	217	370	407	444	On Request
ATV•B0C25Q4	250	389	270	477	525	572	On Request
ATV•B0C31Q4	315	491	340	590	649	708	On Request
ATV•B0C35Q4	355	553	383	660	726	792	On Request
ATV•B0C40Q4	400	620	429	730	803	876	On Request
ATV•B0C45Q4	450	697	483	830	913	996	On Request
ATV•B0C50Q4	500	775	537	900	990	1,080	On Request
ATV•B0C56Q4	560	868	601	1,020	1,122	1,224	On Request
ATV•B0C63Q4	630	971	673	1,140	1,254	1,368	On Request
ATV•B0C71Q4	710	1,094	758	1,260	1,386	1,512	On Request
ATV•B0C80Q4	800	1,227	850	1,420	1,562	1,704	On Request
ATV•B0M10Q4	1000	1,550	1074	1,770	1,947	2,124	On Request

Heavy Duty - 400 V

Modular Single Drive	Nominal Power kW	Power Part Supply		Drive (output)			Unit MRP [₹]
		Input Current At 400 Vac	Apparent Power	Nominal Current (1)	Max. Transient current (1) (2)		
		A	kVA	A	ATV600 A	ATV900 A	
ATV•B0C11Q4	90	144	100	173	260	260	On Request
ATV•B0C13Q4	110	174	121	211	317	317	On Request
ATV•B0C16Q4	132	208	144	250	375	375	On Request
ATV•B0C20Q4	160	252	174	302	453	453	On Request
ATV•B0C25Q4	200	313	217	370	555	555	On Request
ATV•B0C31Q4	250	389	270	477	716	716	On Request
ATV•B0C35Q4	280	436	302	520	780	780	On Request
ATV•B0C40Q4	315	491	340	590	885	885	On Request
ATV•B0C45Q4	355	553	383	660	990	990	On Request
ATV•B0C50Q4	400	620	429	730	1,095	1,095	On Request
ATV•B0C56Q4	450	697	483	830	1,245	1,245	On Request
ATV•B0C63Q4	500	775	537	900	1,350	1,350	On Request
ATV•B0C71Q4	560	868	601	1,020	1,530	1,530	On Request
ATV•B0C80Q4	630	971	673	1,140	1,710	1,710	On Request
ATV•B0M10Q4	800	1,227	859	1,420	2,130	2,130	On Request

Please contact Customer Care Center for Stockable and Non stockable status of references.

NORMAL STOCK ITEMS

W.E.F. January 30th, 2023

LH/Regen offer

Normal Duty - 690 V

Modular Single Drive	Nominal Power kW	Power Part Supply		Drive (output)			Unit MRP ₹
		Input Current At 690 Vac	Apparent Power	Nominal Current (1)	Max. Transient current (1)		
		A	kVA	A	ATV600 (2)	ATV900 (3)	
ATV•B0C11Q6	110	102	122	125	138	150	On Request
ATV•B0C13Q6	132	122	146	145	160	174	On Request
ATV•B0C16Q6	160	148	177	175	193	210	On Request
ATV•B0C20Q6	200	183	219	215	237	258	On Request
ATV•B0C25Q6	250	228	273	275	303	330	On Request
ATV•B0C31Q6	315	287	343	340	374	408	On Request
ATV•B0C40Q6	400	363	434	425	468	510	On Request
ATV•B0C50Q6	500	453	541	520	572	624	On Request
ATV•B0C63Q6	630	568	678	650	715	780	On Request
ATV•B0C80Q6	800	718	859	830	913	996	On Request
ATV•B0M10Q6	1,000	898	1,073	1,030	1,133	1,236	On Request
ATV•B0M12Q6	1,200	1,078	1,288	1,230	1,353	1,476	On Request

Heavy Duty - 690 V

Modular Single Drive	Nominal Power kW	Power Part Supply		Drive (output)			Unit MRP ₹
		Input Current At 690 Vac	Apparent Power	Nominal Current (1)	Max. Transient current (1) (2)		
		A	kVA	A	ATV600	ATV900	
ATV•B0C11Q6	90	85	101	105	158	158	On Request
ATV•B0C13Q6	110	102	122	125	188	188	On Request
ATV•B0C16Q6	132	122	146	145	218	218	On Request
ATV•B0C20Q6	160	148	177	175	263	263	On Request
ATV•B0C25Q6	200	183	219	215	323	323	On Request
ATV•B0C31Q6	250	228	273	275	413	413	On Request
ATV•B0C40Q6	315	287	343	340	510	510	On Request
ATV•B0C50Q6	400	362	433	425	638	638	On Request
ATV•B0C63Q6	500	453	541	520	780	780	On Request
ATV•B0C80Q6	630	569	680	650	975	975	On Request
ATV•B0M10Q6	800	718	859	830	1,245	1,245	On Request
ATV•B0M12Q6	1,000	898	1,073	1,030	1,545	1,545	On Request

Please contact Customer Care Center for Stockable and Non stockable status of references.

NORMAL STOCK ITEMS

W.E.F. January 30th, 2023



APM Liquid Cooled Offer

Normal Duty - 415 V

ND Modular Single Drive	Nominal Power kW	Power Part Supply		Drive (output)			Unit MRP ₹
		Input Current At 690 Vac	Apparent Power	Nominal Current (1)	Max. Transient current (1)		
		A	kVA	A	ATV600 A	ATV900 A	
ATV•LOC13Q4	132	244	169	250	275	300	On Request
ATV•LOC16Q4	160	287	199	302	332	362	On Request
ATV•LOC20Q4	200	350	242	370	407	444	On Request
ATV•LOC25Q4	250	429	297	477	525	572	On Request
ATV•LOC31Q4	315	536	371	590	649	708	On Request
ATV•LOC40Q4	400	684	474	730	803	876	On Request
ATV•LOC50Q4	500	847	587	900	990	1080	On Request
ATV•LOC63Q4	630	1056	732	1,140	1254	1,368	On Request
ATV•LOC80Q4	800	1335	925	1,420	1562	1,704	On Request
ATV•LOC90Q4	900	1502	1041	1,600	1760	1920	On Request
ATV•LOM10Q4	1000	1669	1156	1,770	1947	2124	On Request
ATV•LOM12Q4	1200	2005	1389	2,140	2354	2568	On Request
ATV•LOM15Q4	1500	2513	1741	2,680	2948	3216	On Request
ATV•LOM18Q4	1800	3028	2098	3,200	3520	3840	On Request

Heavy Duty - 415 V

HD Modular Single Drive	Nominal Power kW	Power Part Supply		Drive (output)			Unit MRP ₹
		Input Current At 690 Vac	Apparent Power	Nominal Current (1)	Max. Transient current (1)		
		A	kVA	A	ATV600 A	ATV900 A	
ATV•LOC13Q4	110	210	145	211	317	317	On Request
ATV•LOC16Q4	132	244	169	250	375	375	On Request
ATV•LOC20Q4	160	287	199	302	453	453	On Request
ATV•LOC25Q4	200	350	242	370	555	555	On Request
ATV•LOC31Q4	250	429	297	477	716	716	On Request
ATV•LOC40Q4	315	549	380	590	885	885	On Request
ATV•LOC50Q4	400	684	474	730	1095	1095	On Request
ATV•LOC63Q4	500	847	587	900	1350	1350	On Request
ATV•LOC80Q4	630	1062	736	1140	1710	1710	On Request
ATV•LOC90Q4	710	1188	823	1260	1890	1890	On Request
ATV•LOM10Q4	800	1339	928	1420	2130	2130	On Request
ATV•LOM12Q4	1000	1669	1156	1770	2655	2655	On Request
ATV•LOM15Q4	1200	2005	1389	2140	3210	3210	On Request
ATV•LOM18Q4	1400	2341	1622	2470	3705	3705	On Request

Please contact Customer Care Center for Stockable and Non stockable status of references.

NORMAL STOCK ITEMS

W.E.F. January 30th, 2023



Normal Duty - 690 V

ND Modular Single Drive	Nominal Power kW	Power Part Supply		Drive (output)			Unit MRP [₹]
		Input Current At 690 Vac	Apparent Power	Nominal Current (1)	Max. Transient current (1)		
		A	kVA	A	ATV600 A	ATV900 A	
ATV•L0C20Q6	200	218	261	215	237	258	On Request
ATV•L0C28Q6	280	290	347	308	339	370	On Request
ATV•L0C31Q6	315	322	385	340	374	408	On Request
ATV•L0C40Q6	400	399	477	425	468	510	On Request
ATV•L0C45Q6	450	446	533	480	528	576	On Request
ATV•L0C56Q6	560	563	673	590	649	708	On Request
ATV•L0C71Q6	710	700	837	740	814	888	On Request
ATV•L0C90Q6	900	875	1046	930	1023	1,116	On Request
ATV•L0M12Q6	1200	1260	1506	1,230	1353	1,476	On Request
ATV•L0M14Q6	1400	1355	1619	1,425	1568	1710	On Request
ATV•L0M16Q6	1600	1547	1849	1,620	1782	1944	On Request
ATV•L0M18Q6	1800	1740	2080	1,820	2002	2184	On Request
ATV•L0M22Q6	2200	2120	2543	2,220	2442	2664	On Request
ATV•L0M26Q6	2600	2517	3008	2,620	2882	3144	On Request

Heavy Duty - 690 V

HD Modular Single Drive	Nominal Power kW	Power Part Supply		Drive (output)			Unit MRP [₹]
		Input Current At 690 Vac	Apparent Power	Nominal Current (1)	Max. Transient current (1)		
		A	kVA	A	ATV600 A	ATV900 A	
ATV•L0C20Q6	160	184	220	175	263	263	On Request
ATV•L0C28Q6	220	236	282	240	360	360	On Request
ATV•L0C31Q6	250	262	313	275	413	413	On Request
ATV•L0C40Q6	315	322	385	340	510	510	On Request
ATV•L0C45Q6	355	359	429	384	576	576	On Request
ATV•L0C56Q6	450	462	552	480	720	720	On Request
ATV•L0C71Q6	560	563	673	590	885	885	On Request
ATV•L0C90Q6	710	700	837	740	1110	1110	On Request
ATV•L0M12Q6	1000	976	1166	1030	1545	1545	On Request
ATV•L0M14Q6	1100	1070	1279	1130	1695	1695	On Request
ATV•L0M16Q6	1300	1262	1508	1330	1995	1995	On Request
ATV•L0M18Q6	1400	1357	1622	1425	2138	2138	On Request
ATV•L0M22Q6	1700	1644	1955	1720	2580	2580	On Request
ATV•L0M26Q6	2100	2030	2426	2120	3180	3180	On Request

Please contact Customer Care Center for Stockable and Non stockable status of references.

NORMAL STOCK ITEMS

W.E.F. January 30th, 2023

Reduce mechanical stress on your machines

Altistart™ 01
Altivar™ ATS130 
Altistart™ 22
Altivar™ Soft Starter ATS480

Complete range of soft starters from 0.37 kW (3 Amps)
to 900 kW (1200 Amps)



Ati

Atithi Enterprises®

Life Is On | Schneider Electric



Authorized
Partner

Life Is On | Schneider Electric

Rajeshkumar Rajaraman

☎ 99406 30301

Door No: 40, Thirumalai Samy Street,
New Siddhapudur, Coimbatore - 641044.




✉ atithicbe@gmail.com

🌐 www.atithienterprises.com

☎ 0422-4951395 | 75984 05301

se.com/drives

Altivar™ Soft Starters: 3 ranges to match your applications

 <p>Small and Simple</p>	 <p>Compact design for normal duty applications</p>	 <p>Digitally integrated for heavy duty and normal duty applications</p>
ATS01	ATS22	ATS480

		
Process and infrastructures	Standard industrial Machines	Simple machines and HVAC

Main data on Altivar™ Soft Starters



Us rated operational voltage	208 to 690V	230 to 440V 208 to 600V	110 to 480V single phase 110 to 480V 3 phase
Rated operational current	17 to 1200A	17 to 590A	3 to 12A (1 ph) –6 to 32A (3ph)
Power range	4 to 900kW	4 to 400kW	0,37 to 15kW
UcControl supply voltage	110 to 230Vac	110 to 230Vac	24V AC/DC 110-240Vac
Connectivity	Modbus, Modbus TCP, EtherNet/IP, Profinet, Profibus DP, CANopen	Modbus	-
Type of control	Torque Control, voltage control	Voltage control	Voltage ramp
Current limitation	500% Ie (up to 700% rated motor current)	350% Ie	-
Stop mode	Torque ramp, voltage ramp, dynamic braking, DC injection	Freewheel, voltage ramp	Freewheel, voltage ramp
Thermal protections Other protections	Electronic, PTC, PT100 2 or 3 wires Underload, overload, motor phase loss, line phase inversion excessive acceleration time, current overload, ground leakage	Electronic Underload, overload, motor phase loss, line phase inversion excessive acceleration time, current overload, ground leakage	-

Soft Starter

ATS01 – Soft Starter for Simple Machine



[Us] Rated Supply Voltage	Network Number of Phases	Motor Power kW	Starting Time	[Ie] Rated Operational Current (A)	Reference	Unit MRP [₹]
380....415V 50....60Hz	3	1.5kW/2.2kW/3kW	adjustable from 1 to 10s	6	ATS01N206QN	On Request
		4kW	adjustable from 1 to 10s	9	ATS01N209QN	On Request
		5.5kW	adjustable from 1 to 10s	12	ATS01N212QN	On Request
		7.5kW/11kW	adjustable from 1 to 10s	22	ATS01N222QN	On Request
		15kW	adjustable from 1 to 10s	32	ATS01N232QN	On Request

ATS22 - Soft Starter for Utilities (Pump & fan)



- Embedded shorting contactor
- Size reduction: average of 25% less compare to ATS48 alone (without additional by-pass)
- Full starter and motor protections
- True three phases control
- Modbus in Built

kW (400 V)	Nominal Current (Amps)	Reference	Unit MRP [₹]
Three phase-Supply Voltage: 230V...440V			
7.5	17	ATS22D17Q	On Request
15	32	ATS22D32Q	On Request
22	47	ATS22D47Q	On Request
30	62	ATS22D62Q	On Request
37	75	ATS22D75Q	On Request
45	88	ATS22D88Q	On Request
55	110	ATS22C11Q	On Request
75	140	ATS22C14Q	On Request
90	170	ATS22C17Q	On Request
110	210	ATS22C21Q	On Request
132	250	ATS22C25Q	On Request
160	320	ATS22C32Q	On Request
220	410	ATS22C41Q	On Request
250	480	ATS22C48Q	On Request
315	590	ATS22C59Q	On Request

Altivar™ Soft Starter ATS480



The Altivar™ Soft Starter ATS480 is the next evolution of soft starters for digitization, while meeting cybersecurity standard. Designed to address process and infrastructures, ATS480 simplifies projects execution and maximizes the availability of your applications, even in the most demanding environments.

ATS480 builds on the proven robustness and stop/ starting performance of the ATS48.

ATS480 extends the lifetime of ATS48 equipment and preserves your initial investment by reusing current design.

Benefits

Reduced engineering time and cost

- The integration of Altivar Soft Starter ATS480 in EcoStruxure™ Apps and software for Automation and Power drastically simplify architecture selection, detailed design and execution.

Reliability for your operations

- Highly robust and reliable even for the most demanding applications or in harsh environments
- Flexibility to improve the continuity of service of your applications

Cybersecure

- User account management to enforce authorization
- ATS480 has enhance cybersecurity features built-in to restrict or disable port and services
- Threat intelligence to generate security related reports
- Secure boot and firmware upgrade

Complete solution for Process & Infrastructures projects



Only 1 range 208/690 V from 4 to 900kW



Options and accessories common to Altivar™

Altivar " Soft Starter ATS480 characteristics	
Us Rated operational voltage	208 to 690V
Ie rated operational current	17 to 1700A
Pe Power range	4 to 900kW
Application type	Normal and heavy duty
Control Type	Torque control, the original
Current limitation	500% Ie up to 700% motor In
Stop mode	Torque ramp, dynamic braking, DC injection
Motor thermal protection	Embedded electronic thermal relay, PTC, PT100
Connectivity	Modbus serial (embedded)
	Modbus TCP
	EtherNet/IP PROFINET PROFIBUS DP CANopen
Markings and Certifications	CE, c.UL.us, CCC, EAC, RCM, UKCA, DNV ABS, BV CCS

Soft Starter Selection

Refer to the following table to select ATS480 compatible with the ATS48 to substitute.

Legacy offers		New offers
ATS48●●●Q 230...415 Vac	ATS48●●●Y 208...690 Vac	ATS480●●●Y 208...690 Vac
ATS48D17Q	ATS48D17Y	ATS480D17Y
ATS48D22Q	ATS48D22Y	ATS480D22Y
ATS48D32Q	ATS48D32Y	ATS480D32Y
ATS48D38Q	ATS48D38Y	ATS480D38Y
ATS48D47Q	ATS48D47Y	ATS480D47Y
ATS48D62Q	ATS48D62Y	ATS480D62Y
ATS48D75Q	ATS48D75Y	ATS480D75Y
ATS48D88Q	ATS48D88Y	ATS480D88Y
ATS48C11Q	ATS48C11Y	ATS480C11Y
ATS48C14Q	ATS48C14Y	ATS480C14Y
ATS48C17Q	ATS48C17Y	ATS480C17Y
ATS48C21Q	ATS48C21Y	ATS480C21Y
ATS48C25Q	ATS48C25Y	ATS480C25Y
ATS48C32Q	ATS48C32Y	ATS480C32Y
ATS48C41Q	ATS48C41Y	ATS480C41Y
ATS48C48Q	ATS48C48Y	ATS480C48Y
ATS48C59Q	ATS48C59Y	ATS480C59Y
ATS48C66Q	ATS48C66Y	ATS480C66Y
ATS48C79Q	ATS48C79Y	ATS480C79Y
ATS48M10Q	ATS48M10Y	ATS480M10Y
ATS48M12Q	ATS48M12Y	ATS480M12Y

The specific legacy references and their functionality are included in the substitution:

Specific Legacy offers	New offers
ATS48●●●YS316, ability to set in Delta up to 500 V	ATS480●●●Y
ATS48●●●YS338, tropicalization coating	
ATS48●●●QS338, tropicalization coating	

Please contact Customer Care Center for Stockable and Non stockable status of references.

NORMAL STOCK ITEMS

W.E.F. January 30th, 2023

Green Premium™

Enhance sustainability with Altivar™ Soft Starter ATS480

Superior environmental performance thanks to upgradability and modernization solutions

Altivar™ Soft Starter ATS480 is RoHS and REACH compliant

- Transparent environment information
- Life Cycle Analysis, compliant with ISO 14025
- Circularity Profile

Altivar™ Soft Starter ATS480 brings key benefits to help you achieve superior upgradable performance by enhancing its embedded functionality and performance capabilities for both hardware and software. ATS480 also extends the service life of ATS48 equipment: ATS480 replaces ATS48 while keeping the same footprint, circuit breaker, contactors, cables, and behavior of the process, making way for evolution.

The additional power options and the cybersecurity-compliant firmware upgradability capabilities of the Altivar™ Soft Starter ATS480 can help you to maximize process continuity and operation, as well as reduce your operational expenses, by avoiding the need to replace your soft starter or modify your existing installation as a retrofit.

Benefits

- Enable a secure and digital area
- Reduce your engineering time and cost
- Help to secure your operations
- Reduce downtime
- Extend the service life of ATS48 equipment
- Make way for evolution
- Preserve your initial investment



Communication and Wi-Fi modules

The additional communication modules allow you to easily integrate Altivar™ Soft Starter ATS480 in your scalable automation system. Together with the Wi-Fi access point, they bring easy access to the real data provided by the soft starter, aiding its digitization and easy integration in Industry 4.0 technologies.

Cybersecurity-compliant firmware upgrade

You have the possibility to upgrade the Altivar™ Soft Starter ATS480 firmware. Available on se.com, the firmware is digitally signed and can only be applied if authenticity is verified by the ATS480.

Graphic display terminal and dynamic QR code

In addition to the detailed warnings and detected errors available on the removable plain text display terminal, the graphic display terminal provides contextual troubleshooting and direct access to the appropriate page of the documentation via a dynamic QR code.

Power options (line chokes, bypass contactor)

The power options of Altivar™ Soft Starter ATS480 bring you the possibility to improve the power quality and efficiency of your installation. These options also improve the continuity of service of the installation and its robustness.



Experience our offer on se.com/green-premium



Product selector for ATS480



EcoStruxure™ Motor Control Configurator



EcoStruxure™ Motor Management Design

Altistart™ 480

ATS480 in-line								
Motor nameplate								ATS480
Rated operational voltage (Ue)								
Rated motor power								
230 V	400 V	440 V	500 V	525 V	660 V	690 V	Reference	Unit MRP ₹
Normal duty applications								
4	7.5	7.5	9	9	11	15	ATS480D17Y	On Request
5.5	11	11	11	11	15	18.5	ATS480D22Y	On Request
7.5	15	15	18.5	18.5	22	22	ATS480D32Y	On Request
9	18.5	18.5	22	22	30	30	ATS480D38Y	On Request
11	22	22	30	30	37	37	ATS480D47Y	On Request
15	30	30	37	37	45	45	ATS480D62Y	On Request
18.5	37	37	45	45	55	55	ATS480D75Y	On Request
22	45	45	55	55	75	75	ATS480D88Y	On Request
30	55	55	75	75	90	90	ATS480C11Y	On Request
37	75	75	90	90	110	110	ATS480C14Y	On Request
45	90	90	110	110	132	160	ATS480C17Y	On Request
55	110	110	132	132	160	200	ATS480C21Y	On Request
75	132	132	160	160	220	250	ATS480C25Y	On Request
90	160	160	220	220	250	315	ATS480C32Y	On Request
110	220	220	250	250	355	400	ATS480C41Y	On Request
132	250	250	315	315	400	500	ATS480C48Y	On Request
160	315	355	400	400	560	560	ATS480C59Y	On Request
-	355	400	-	-	630	630	ATS480C66Y	On Request
220	400	500	500	500	710	710	ATS480C79Y	On Request
250	500	630	630	630	900	900	ATS480M10Y	On Request
355	630	710	800	800	-	-	ATS480M12Y	On Request
Heavy duty applications								
3	5.5	5.5	7.5	7.5	9	11	ATS480D17Y	On Request
4	7.5	7.5	9	9	11	15	ATS480D22Y	On Request
5.5	11	11	11	11	15	18.5	ATS480D32Y	On Request
7.5	15	15	18.5	18.5	22	22	ATS480D38Y	On Request
9	18.5	18.5	22	22	30	30	ATS480D47Y	On Request
11	22	22	30	30	37	37	ATS480D62Y	On Request
15	30	30	37	37	45	45	ATS480D75Y	On Request
18.5	37	37	45	45	55	55	ATS480D88Y	On Request
22	45	45	55	55	75	75	ATS480C11Y	On Request
30	55	55	75	75	90	90	ATS480C14Y	On Request
37	75	75	90	90	110	110	ATS480C17Y	On Request
45	90	90	110	110	132	160	ATS480C21Y	On Request
55	110	110	132	132	160	200	ATS480C25Y	On Request
75	132	132	160	160	220	250	ATS480C32Y	On Request
90	160	160	220	220	250	315	ATS480C41Y	On Request
110	220	220	250	250	355	400	ATS480C48Y	On Request
132	250	250	315	315	400	500	ATS480C59Y	On Request
160	315	355	400	400	560	560	ATS480C66Y	On Request
-	355	400	-	-	630	630	ATS480C79Y	On Request
220	400	500	500	500	710	710	ATS480M10Y	On Request
250	500	630	630	630	900	900	ATS480M12Y	On Request

Please contact Customer Care Center for Stockable and Non stockable status of references.

NORMAL STOCK ITEMS

W.E.F. January 30th, 2023



Harmony Relays

Electromechanical, Timer and control Relays

Enhance **operational efficiency** and **optimize equipment availability** with our widest range of relays. Harmony relays are designed, manufactured, and tested to meet your needs for both wired logic functions and PLC Interfaces.

se.com/in

Atithi Enterprises®

Life Is On | Schneider Electric



Rajeshkumar Rajaraman
☎ 99406 30301

Authorized Partner

Life Is On | Schneider Electric

Door No: 40, Thirumalai Samy Street,
New Siddhapudur, Coimbatore - 641044.

✉ atithicbe@gmail.com
🌐 www.atithienterprises.com
☎ 0422-4951395 | 75984 05301



- **Wide choice:** 1C/O 10 A – 2C/O 5 A, 6 VDC – 230 VAC, multifunctional features
- **Robust installation:** fast-on pin terminal
- **Easy to use:** optional status indication and test function
- **Safe to perform:** feasibility to add protection modules (diode, diode + LED, RC circuit, or varistor + LED)
- **Space saving:** only 16 mm socket for 2C/O
- Complies to CE, UL, CSA, EAC

RXG Interface Relays NEW

Description	Relay	Control Circuit Voltage (V)		Reference	Unit MRP ₹
1CO 6 Pin Relay Standard cover lockable test button					
Without LED indicator	1 CO - 10 A	24V	DC	RXG11BD	558
		24V		RXG11B7	714
		120V	AC	RXG11F7	735
		230V		RXG11P7	694
1CO 6 Pin Relay Standard cover lockable test button					
With LED indicator	1 CO - 10 A	24V	DC	RXG12BD	629
		24V		RXG12B7	755
		120V	AC	RXG12F7	755
		230V		RXG12P7	755
1CO 6 Pin Relay without locable test button					
With LED indicator	1 CO - 10 A	24V	DC	RXG13BD	586
		120V		RXG13F7	803
		230V	AC	RXG13P7	739
1CO 6 Pin Relay without locable test button					
Without LED indicator	1 CO - 10 A	12V	DC	RXG15JD	517
		24V		RXG15BD	528
		230V	AC	RXG15P7	629
2CO 8 Pin Relay Standard cover lockable test button					
Without LED indicator	2 CO - 5 A	12V	DC	RXG21JD	639
		24V		RXG21BD	628
		120V		RXG21F7	762
		220V	AC	RXG21M7	820
		230V		RXG21P7	748
2CO 8 Pin Relay Standard cover lockable test button					
With LED indicator	2 CO - 5 A	24V	DC	RXG22BD	699
		48V		RXG22ED	724
		24V		RXG22B7	840
		120V	AC	RXG22F7	840
		220V		RXG22M7	824
		230V		RXG22P7	840
2CO 8 Pin Relay Standard cover without lockable test button					
With LED indicator	2 CO - 5 A	24V	DC	RXG23BD	655
		24V		RXG23B7	793
		120V	AC	RXG23F7	793
		220V		RXG23M7	793
		230V		RXG23P7	807
2CO 8 Pin Relay Standard cover without lockable test button					
Without LED indicator	2 CO - 5 A	12V	DC	RXG25JD	557
		24V		RXG25BD	567
		220V	AC	RXG25M7	735
		230V		RXG25P7	695

Please contact Customer Care Center for Stockable and Non stockable status of references.

NORMAL STOCK ITEMS

W.E.F. January 30th, 2023



- 5A relay with 2C/O contacts or 3A relay with 4 C/O contacts
- Mechanical indicator with transparent cover
- Power On" LED for readiness
- Socket for both DIN-rail and panel mounting
- Eco-design with ROHS, CE, GOST

RXM Miniature Relays

Description	Relay	Control Circuit Voltage (V)		Reference	Unit MRP [₹]
2 CO 8 Pin relays Without lockable test button					
Without LED indicator	2 CO - 5 A	24V	DC	RXM2LB1BD	423
		24V		RXM2LB1B7	442
		120V	AC	RXM2LB1F7	442
		230V		RXM2LB1P7	433
With LED indicator	2 CO - 5 A	24V	DC	RXM2LB2BD	455
		48V		RXM2LB2ED	488
		24V		RXM2LB2B7	488
		120V	AC	RXM2LB2F7	488
		230V		RXM2LB2P7	455
4 CO 14 Pin relays Without lockable test button					
Without LED indicator	4 CO - 3 A	12V	DC	RXM4LB1JD	598
		24V		RXM4LB1BD	488
		24V		RXM4LB1B7	536
		120V	AC	RXM4LB1F7	616
With LED indicator	4 CO - 3 A	230V		RXM4LB1P7	488
		12V	DC	RXM4LB2JD	550
		24V		RXM4LB2BD	515
		48V		RXM4LB2ED	550
		24V		RXM4LB2B7	550
		120V	AC	RXM4LB2F7	550
		230V		RXM4LB2P7	515

Description	Type	Reference	Unit MRP [₹]
Sockets			
Mixed,screw clamp term, for RXM2L range	Socket	RXZE1M2C	214
Mixed,screw clamp term, for RXM4L range		RXZE1M4C	273
Metal clamp for RXZE1M2C	Accessory	RXZ420	51

Please contact Customer Care Center for Stockable and Non stockable status of references.

NORMAL STOCK ITEMS

W.E.F. January 30th, 2023

RXM*NB Miniature Relays

Description	Relay	Control Circuit Voltage (V)		Reference	Unit MRP [₹]
Miniature Relays without Lockable Test-Button					
With LED indicators	2 CO - 10 A	24V	DC	RXM2NB3BD	492
		120V		RXM2NB3FD	545
		220V		RXM2NB3MD	696
	2 CO - 10 A	230V	AC	RXM2NB3P7	545
		24V	DC	RXM4NB3BD	608
		120V	AC	RXM4NB3F7	619
230V	RXM4NB3P7	579			

Description	Connection	Relay Type	Reference	Unit MRP [₹]
Sockets for RXMNB relays				
Mixed	Screw Clamp connector	RXN2N	RXZE2M2N	229
Mixed	Screw Clamp connector	RXN4N	RXZE2M4N	261

RPM Power Relay

Description	Relay	Control Circuit Voltage (V)		Reference	Unit MRP [₹]
Power Relay					
With LED Indicators	1 CO - 15 A	24V	DC	RPM12BD	873
		24 V	DC	RPM22BD	1158
	2 CO - 15 A	120V	AC	RPM22F7	1556
		230V		RPM22P7	1305
	3 CO - 15 A	24V	DC	RPM32BD	1474
		230V	AC	RPM32P7	1503
	4 CO - 15 A	24V	DC	RPM42BD	1417
		48V		RPM42ED	1512
		110V		RPM42FD	1536
		230V	AC	RPM42B7	1401
				RPM42E7	1465
				RPM42F7	1574
				RPM42P7	1392

Description	Connection	Relay Type	Reference	Unit MRP [₹]
Sockets				
Mixed	Screw Clamp connector	RPM1	RPZF1	562
		RPM2	RPZF2	564
		RPM3	RPZF3	996
		RPM4	RPZF4	962
Clips And Legends				
Metal maintaining clamp - for relay socket RPZF1			RPZR235	151

Please contact Customer Care Center for Stockable and Non stockable status of references.

NORMAL STOCK ITEMS

W.E.F. January 30th, 2023

RXM Miniature Relays

Description	Relay	Control Circuit Voltage (V)	Reference	Unit MRP [₹]
2CO 8 Pin Relay Standard cover lockable test button				
Without LED indicator	2 CO - 12 A	12V	RXM2AB1JD	659
		24V	RXM2AB1BD	634
		48V	RXM2AB1ED	696
		110V	RXM2AB1FD	665
	AC	24V	RXM2AB1B7	659
		48V	RXM2AB1E7	659
		120V	RXM2AB1F7	659
		230V	RXM2AB1P7	634
2CO 8 Pin Relay Standard cover lockable test button				
With LED indicator	2 CO - 12 A	12V	RXM2AB2JD	688
		24V	RXM2AB2BD	659
		48V	RXM2AB2ED	726
		110V	RXM2AB2FD	675
	AC	24V	RXM2AB2B7	683
		48V	RXM2AB2E7	675
		120V	RXM2AB2F7	688
		230V	RXM2AB2P7	659
3CO 11 Pin Relay Standard cover with lockable test button				
With LED indicator	3 CO - 10 A	12V	RXM3AB1JD	881
		24V	RXM3AB1BD	880
		24V	RXM3AB1B7	981
	AC	120V	RXM3AB1F7	906
		230V	RXM3AB1P7	906
3 CO 11 Pin Relay Standard cover with lockable test button				
Without LED indicator	3 CO - 10 A	24V	RXM3AB2BD	842
		48V	RXM3AB2ED	1036
		110V	RXM3AB2FD	975
	AC	24V	RXM3AB2B7	916
		120V	RXM3AB2F7	881
		230V	RXM3AB2P7	881
4CO 14 Pin Relay Standard cover with lockable test button				
With LED indicator	4 CO - 6 A	12V	RXM4AB1JD	789
		24V	RXM4AB1BD	789
		48V	RXM4AB1ED	879
		110V	RXM4AB1FD	879
	AC	24V	RXM4AB1B7	805
		48V	RXM4AB1E7	827
		120V	RXM4AB1F7	805
		230V	RXM4AB1P7	805
4 CO 14 Pin Relay Standard cover with lockable test button				
Without LED indicator	4 CO - 6 A	12V	RXM4AB2JD	920
		24V	RXM4AB2BD	874
		48V	RXM4AB2ED	920
		110V	RXM4AB2FD	920
	AC	24V	RXM4AB2B7	937
		48V	RXM4AB2E7	937
		120V	RXM4AB2F7	937
		230V	RXM4AB2P7	891

RXM Miniature Relays

Description	Relay	Control Circuit Voltage (V)	Reference	Unit MRP [₹]	
4CO 14 Pin Relay with Low level contact					
Without LED indicator	4 CO - 3 A	24V	DC	RXM4GB1BD	967
		230V	AC	RXM4GB1P7	912
4CO 14 Pin Relay with Low level contact					
With LED indicator	2 CO - 12 A	12V	DC	RXM4GB2JD	997
		24V	DC	RXM4GB2BD	951
With Locakable test button	2 CO - 12 A	220 V	DC	RXM4GB2MD	676
		120V	AC	RXM4GB2F7	997
		230V	AC	RXM4GB2P7	978
		240V	AC	RXM4GB2U7	1005

Description	Connection	Relay Type	Thermal Current (Ith)	Reference	Unit MRP [₹]
Sockets					
Mixed contact	Screw Clamp	RXM2* / RXM4*	10A	RXZE2M114	334
	Screw Connector	RXM2* / RXM4*	10A	RXZE2M114M	300
Separate	Screw Connector	RXM2*	12A	RXZE2S108M	348
		RXM3*	10A	RXZE2S111M	385
		RXM4*	10A	RXZE2S114M	411

Description	Voltage V	For use with	Reference	Unit MRP [₹]
Sockets				
Diode	6...250 V DC	All Aockets	RXM040W	157
RC Circuit	24..60 V AC	All Aockets	RXM041BN7	168
	110..240 V AC	All Aockets	RXM041FU7	168
RC Circuit	6..24 V AC/DC	All Aockets	RXM021RB	198
	24..60 V AC/DC	All Aockets	RXM021BN	198
	110..240 V AC/DC	All Aockets	RXM021FP	188

Please contact Customer Care Center for Stockable and Non stockable status of references.

NORMAL STOCK ITEMS

W.E.F. January 30th, 2023



RE17 Electronic Timers

Description	Supply Voltage	Time Range	Output	Reference	Unit MRP [₹]
RE10 Timers					
MultiFunction	24 V DC, 24...240 V AC	1 s .. 100 h	1 CO	RE10RMMU	2045
RE17 Timers					
On Delay	24 ...240 V AC/DC	0.1 s .. 100 h	1 CO SS	RE17LAMW	2879
Off -delay	24 ...240 V AC	1 s .. 100 h	1 CO SS	RE17LCBM	3367
Interval on delay	24 ...240 V AC	1 s .. 100 h	1 CO SS	RE17LHBM	4307
Asymmetrical flashing	24 ...240 V AC	1 s .. 100 h	1 CO SS	RE17LLBM	3539
Multifunction	24 ...240 V AC	1 s .. 100 h	1 CO SS	RE17LMBM	3467
On Delay	24 VDC /24...240 VAC	1 s .. 100 h	1 CO	RE17RAMU	2701
single Interval	24 VDC /24...240 VAC	1 s .. 100 h	1 CO	RE17RBMU	4015
Off- Delay	24 VDC /24...240 VAC	1 s .. 100 h	1 CO	RE17RCMU	2825
Interval on delay	24 VDC /24...240 VAC	1 s .. 100 h	1 CO	RE17RHMU	2906
Asymmetrical flashing	24 VDC /24...240 VAC	1 s .. 100 h	1 CO	RE17RLMU	3777
Multifunction	12 V DC	1 s .. 100 h	1 CO	RE17RMJU	3573
Multifunction	24 VDC /24...240 VAC	1 s .. 100 h	1 CO	RE17RMMU	3473
Multifunction	12 ...240 VAC/DC	0.1 s .. 100 h	1 CO	RE17RMMW	3868
Multifunction	12 ...240 VAC/DC	0.1 s .. 100 h	1 CO	RE17RMMWS	4166
Multifunction	24 VDC /24...240 VAC	0.1 s .. 100 h	1 CO	RE17RMXMU	4369
Multifunction	24 VDC /24...240 VAC	0.1 s .. 10 h	1 CO	RE17RMEMU	3427



RE22 Electronic Timers

Description	Supply Voltage	Time Range	Output	Reference	Unit MRP [₹]
RM22 Timers					
On Delay	24 ...240 V AC/DC	0.05s...300h	1 CO	RE22R1AMR	4982
Off Delay	24 ...240 V AC/DC	0.05s...300h	1 CO	RE22R1CMR	9467
Off Delay	24 ...240 V AC/DC	0.05s...10min	1 CO	RE22R1KMR	11232
Asymmetrical flashing	24 ...240 V AC/DC	0.05s...300h	1 CO	RE22R1MLMR	7825
Multi function	24 ...240 V AC/DC	0.05s...300h	1 CO	RE22R1MYMR	7621
Start Delta	24 VDC /24...240 VAC	0.05s...300s	1 CO	RE22R1QCMU	5936
Start Delta	230/380 V AC	1s...100h	1 CO	RE22R1QMQ	4788
Start Delta	24 VDC /24...240 VAC	1s...100h	1 CO	RE22R1QMU	5620
On Delay	24 ...240 V AC/DC	0.05s...300h	2 CO	RE22R2AMR	9565
Off Delay	24 VDC /24...240 VAC	1s...100h	2 CO	RE22R2AMU	4700
Off Delay	24 ...240 V AC/DC	0.05s...300h	2 CO	RE22R2CMR	13784
Asymmetrical flashing	24 ...240 V AC/DC	0.05s...300h	2 CO	RE22R2DMR	7825
Off Delay	24 ...240 V AC/DC	0.05s...10min	2 CO	RE22R2KMR	13760
Multi function	24 ...240 V AC/DC	1s...100h	2 CO	RE22R2MMU	4721
Multi function	12 ...240 VAC/DC	1s...100h	2 CO	RE22R2MMW	5393
Multi function	24 ...240 V AC/DC	0.05s...300h	2 CO	RE22R2MYMR	15355
Start Delta	24 ...240 V AC/DC	0.05s...30s	2 CO	RE22R2QEMR	7207
Start Delta	24 ...240 V AC/DC	0.05s...300h	2 CO	RE22R2QGMR	10789
Start Delta	24 ...240 V AC/DC	0.05s...300h	2 CO	RE22R2QTRM	7582

Please contact Customer Care Center for Stockable and Non stockable status of references.

NORMAL STOCK ITEMS

W.E.F. January 30th, 2023



Control - Monitoring & Control Relays

Description	Supply Voltage	Measurement Range	Time Range	Output	Reference	Unit MRP [₹]
RM10 Measurement & Control Relays						
3 Phase Multifunction	Self Powered	208...480 VAC	-	1 CO	RM10TE00	3001
3 Phase Multifunction		183...528 VAC	-	1 CO	RM10TG00	2770
RM17 Measurement & Control Relays (self Powered)						
3 Ø: Phase loss/ Phase sequence	Self Powered	208...480 VAC	-	1 CO	RM17TG00	14408
3 Ø: Phase loss/ Phase sequence		208...440 VAC	-	2 CO	RM17TG20	3851
Phase Sequence, Phase,loss,Undervoltage		208...480 VAC	-	1 CO	RM17TU00	7743
Phase Sequence, Phase,loss, Asymmetry		208...480 VAC	-	1 CO	RM17TA00	9461
Multifunction		208...480 VAC	-	1 CO	RM17TE00	24699
1 phase under or overvoltage control		20 to 80 VAC/DC	0.1 - 10 s	1 CO	RM17UAS16	6454
1 phase under or overvoltage control		65 to 260 VAC/DC	0.1 - 10 s	1 CO	RM17UAS15	7743
1 phase/ under or overvoltage control in window				0.1 - 10 s	1 CO	RM17UBE15

Description	Supply Voltage	Measurement Range	Time Range	Output	Reference	Unit MRP [₹]
RM22 Measurement & Control Relays						
Phase loss/ Phase sequence	Self powered	208...480 VAC	-	2 CO	RM22TG20	5860
Multifunction	Self powered	208...480 VAC	0.1..30 s	2 CO	RM22TR33	4562
Phase Sequence, Phase,loss,Undervoltage	Self powered	208...480 VAC	-	2 CO	RM22TU23	7759
Under or overvoltage	24...240 VAC	1...100 VAC/DC	0.1..30 s	2 CO	RM22UA32MR	11849
Under or overvoltage		15...500 VAC/DC	0.1..30 s	2 CO	RM22UA33MR	10404
Under or overcurrent	24...240 VAC	4mA...1A	0.1..30 s	2 CO	RM22JA31MR	11064
Level Control	24...240 VAC	4K...100K ohm	-	1 CO	RM22LG11MR	5917
RM35 Measurement & control relays						
Multifunction	Self powered	220...480 VAC	-	2C/O	RM35TF30	On Request
Under or overvoltage P-N	Self powered	120...277 VAC	-	2C/O	RM35UB3N30	On Request
Over or undervoltage	24...240 VAC/DC	15...600 VAC/DC	-	2C/O	RM35UA13MW	On Request
over or undercurrent	24...240 VAC/DC	0.15...15A	-	2C/O	RM35JA32MW	On Request
Liquid level control	24...240 VAC/DC	-	-	1 C/O	RM35LV14MW	On Request
Liquid level control	24...240 VAC/DC	-	-	2C/O	RM35LM33MW	On Request
Under or overspeed	24...240 VAC/DC	-	-	1 C/O	RM35S0MW	On Request

Please contact Customer Care Center for Stockable and Non stockable status of references.

NORMAL STOCK ITEMS

W.E.F. January 30th, 2023



Control & Signaling Unit

Push Buttons, Switches and Pilot Lights

se.com/in

Atithi Enterprises®

Life Is On | Schneider Electric



Authorized
Partner

Life Is On | Schneider Electric

Rajeshkumar Rajaraman
☎ 99406 30301

Door No: 40, Thirumalai Samy Street,
New Siddhapudur, Coimbatore - 641044.

✉ atithicbe@gmail.com
🌐 www.atithienterprises.com
☎ 0422-4951395 | 75984 05301

Pilot lights

Description	Supply Voltage	Colour	Reference	Unit MRP [₹]
With Direct Integral LED				
	~/- 12V	White	XA2EVJ1LC	211
		Green	XA2EVJ3LC	189
		Red	XA2EVJ4LC	189
		Amber	XA2EVJ5LC	189
		Blue	XA2EVJ6LC	280
		Yellow	XA2EVJ8LC	189
	~/- 24V	White	XA2EVB1LC	211
		Green	XA2EVB3LC	189
		Red	XA2EVB4LC	189
		Amber	XA2EVB5LC	189
		Blue	XA2EVB6LC	280
		Yellow	XA2EVB8LC	189
	~/- 30V	White	XA2EVC1LC	211
		Green	XA2EVC3LC	189
		Red	XA2EVC4LC	189
		Amber	XA2EVC5LC	189
		Blue	XA2EVC6LC	280
		Yellow	XA2EVC8LC	189
	~/- 48V	White	XA2EVE1LC	211
		Green	XA2EVE3LC	189
		Red	XA2EVE4LC	189
		Amber	XA2EVE5LC	189
		Blue	XA2EVE6LC	280
		Yellow	XA2EVE8LC	189
	~/- 60...63.5 V	White	XA2EVEE1LC	211
		Green	XA2EVEE3LC	189
		Red	XA2EVEE4LC	189
		Amber	XA2EVEE5LC	189
		Blue	XA2EVEE6LC	280
		Yellow	XA2EVEE8LC	189
	~/- 110 V	White	XA2EVF1LC	219
		Green	XA2EVF3LC	189
		Red	XA2EVF4LC	189
		Amber	XA2EVF5LC	189
		Blue	XA2EVF6LC	309
		Yellow	XA2EVF8LC	189
	- 220 V	White	XA2EVMD1LC	263
		Green	XA2EVMD3LC	254
		Red	XA2EVMD4LC	238
		Amber	XA2EVMD5LC	263
		Blue	XA2EVMD6LC	530
		Yellow	XA2EVMD8LC	238
	~ 220 ... 230 V	White	XA2EVM1LC	211
		Green	XA2EVM3LC	189
		Red	XA2EVM4LC	189
		Amber	XA2EVM5LC	189
		Blue	XA2EVM6LC	280
		Yellow	XA2EVM8LC	189
	~ 380 ... 400 V	White	XA2EVQ1LC	290
		Green	XA2EVQ3LC	290
		Red	XA2EVQ4LC	280
		Amber	XA2EVQ5LC	309
		Blue	XA2EVQ6LC	623
		Yellow	XA2EVQ8LC	280

Please contact Customer Care Center for Stockable and Non stockable status of references.

NORMAL STOCK ITEMS

W.E.F. January 30th, 2023

Pushbuttons

Description	Contacts	Color	Reference	Unit MRP [₹]
Pushbuttons plastic circular bezel - complete, spring return				
Flush unmarked	1 NO	White	XB5AA11N	192
	1 NO	Black	XB5AA21N	180
	1 NO	Green	XB5AA31N	180
	1 NO	Yellow	XB5AA51N	180
	1 NO	Blue	XB5AA61N	180
	1 NC	Red	XB5AA42N	180
	1 NO	Red	XB5AA41N	180
	1 NO	Blank	XB5AA01N	192
Projecting	1 NC	Red	XB5AL42N	219
Flush, marked "I/O"	1 NO + 1 NC	Green	XB5AL845N	1272
Flush with silicon transparent boot	1 NO	Green	XB5AP31N	275

Illuminated Pushbuttons

Description	Contacts	Color	Reference	Unit MRP [₹]
Illuminated Pushbuttons plastic circular bezel - complete, Clear Lens				
Flush Integral LED 24V AC/DC	1 NO	White	XB5AW31B1N	528
	1 NO	Green	XB5AW33B1N	528
	1 NC	Red	XB5AW34B2N	528
	1 NO	Yellow	XB5AW35B1N	528
	1 NO	Amber	XB5AW38B1N	590
Flush Integral LED 110V AC	1 NO	Blue	XB5AW36B1N	1020
	1 NO	Green	XB5AW33G1N	642
	1 NC	Red	XB5AW34G2N	642
Flush Integral LED 230V AC	1 NO	White	XB5AW31M1N	601
	1 NO	Green	XB5AW33M1N	528
	1 NC	Red	XB5AW34M2N	528
	1 NO	Yellow	XB5AW35M1N	528
	1 NO	Amber	XB5AW38M1N	590
	1 NO	Blue	XB5AW36M1N	1020

* Clear type illuminated Push buttons are provided with striated lens.

Pilot Lights

Description	Supply Voltage V	Color	Reference	Unit MRP [₹]
With smooth lens (except clear colour)				
Direct Integral LED	24V AC/DC	White	XB7EV01BPN	293
		Green	XB7EV03BPN	272
		Red	XB7EV04BPN	272
		Yellow	XB7EV05BPN	272
		Amber	XB7EV08BPN	272
	120V AC	Blue	XB7EV06BPN	558
		Green	XB7EV03GPN	272
		Red	XB7EV04GPN	272
		Amber	XB7EV08GPN	272
		White	XB7EV01MPN	293
230V AC	Green	XB7EV03MPN	272	
	Red	XB7EV04MPN	272	
	Yellow	XB7EV05MPN	272	
	Amber	XB7EV08MPN	272	
	Blue	XB7EV06MPN	558	

* Clear type pilot lights are provided with striated lens.

Biometric Switches

Description	Reference	Unit MRP [₹]
Bistable biometric switch, 24 V DC - PNP - by 2m cable	XB5S1B2L2	40275
Bistable biometric switch, 24 V DC - PNP - by M12 connector	XB5S1B2M12	42491
Monostable biometric switch, 24 V DC - PNP - by 2m cable	XB5S2B2L2	40803
Monostable biometric switch, 24 V DC - PNP - by M12 connector	XB5S2B2M12	42360

Accessories

Description	Reference	Unit MRP [₹]
Diameter 22 mm nut	ZB5SZ71	444

Please contact Customer Care Center for Stockable and Non stockable status of references.

NORMAL STOCK ITEMS

W.E.F. January 30th, 2023

Selector Switch

Description	Type	Contacts	Color	Reference	Unit MRP [₹]
Selector Switch-Complete(Non-Illuminated)					
Stanadard Handle	2 Position stay put	1 NO	Black	XB5AD21N	444
	2 Position spring return, right to left	1 NO	Black	XB5AD41N	705
	3 Position stay put	2 NO	Black	XB5AD33N	484
	3 Position spring return to center	2 NO	Black	XB5AD53N	515
	3 Position spring return, left to center	2 NO	Black	XB5AD73N	601
	3 Position spring return, right to center	2 NO	Black	XB5AD83N	615
Long Handle	2 Position stay put	1 NO	Black	XB5AJ21N	499
	3 Postion stay put	2 NO	Black	XB5AJ33N	533
	3 Spring return to center	2 NO	Black	XB5AJ53N	519
Key Switch	2 Position stay put L- Key release	1 NO	Black	XB5AG21N	679
	2 Position stay put R-L Key release	1 NO	Black	XB5AG41N	724
	2 Position spring return, right to left, L	1 NO	Black	XB5AG61N	1286
	3 Position stay put, All pos Key release	2 NO	Black	XB5AG03N	576
	3 Position stay put, Center Key release	2 NO	Black	XB5AG33N	795
	3 Position stay put, R-L Key release	2 NO	Black	XB5AG53N	804

Description	Supply Voltage	Contacts	Color	Reference	Unit MRP [₹]
Illuminated Selector Switch-Complete					
2 Position Stay put	24 VAC/ DC	1 NO	White	XB5AK121B1N	976
		1 NO	Green	XB5AK123B1N	761
		1 NC	Red	XB5AK124B2N	761
		1 NO	Yellow	XB5AK125B1N	761
2 Position Spring Return	24 VAC/ DC	1 NO	Green	XB5AK143B1N	1482
		1 NO	White	XB5AK121M1N	976
2 Position Stay put	230V AC	1 NO	Green	XB5AK123M1N	761
		1 NC	Red	XB5AK124M2N	761
		1 NO	Yellow	XB5AK125M1N	845
2 Position Spring Return	230V AC	1 NC	Red	XB5AK144M2N	1943
		2 NO	Green	XB5AK133B3N	796
3 Position Stay put	24 VAC/ DC	1 NO+1 NC	Red	XB5AK134B5N	885
		2 NO	White	XB5AK151B3N	963
3 Position Spring Return	24 VAC/ DC	2 NO	Green	XB5AK153B3N	797
		1 NO+1 NC	Red	XB5AK154B5N	1292
		2 NO	Yellow	XB5AK155B3N	1292
3 Position Stay put	230 VAC	2 NO	Green	XB5AK133M3N	796
		1 NO+1 NC	Red	XB5AK134M5N	885
		2 NO	Yellow	XB5AK135M3N	929
3 Position Spring Return	230 VAC	2 NO	White	XB5AK151M3N	866
		2 NO	Green	XB5AK153M3N	797
		2 NO	Yellow	XB5AK155M3N	1292

Please contact Customer Care Center for Stockable and Non stockable status of references.

NORMAL STOCK ITEMS

W.E.F. January 30th, 2023

Mushhead Pushbutton

Description	Dia of Head	Type of Contact	Colour	Reference	Unit MRP [₹]
Mushroom Head Pushbuttons					
Spring return	40	1 NO	Black	XB5AC21N	373
		1 NO	Green	XB5AC31N	349
		1 NC	Red	XB5AC42N	349
	60	1 NO	Green	XB5AR31N	485
Emergency Switching Off Mushroom Head push button					
Turn to release	30	1 NC	Red	XB5AS442N	342
	40	1 NC	Red	XB5AS542N	342
Key release (n°155)	40	1 NC	Red	XB5AS142N	624
Trigger action Turn to release	40	1 NO+ 1 NC	Red	XB5AS8445N	804
Trigger action key to release	40	1 NO+ 1 NC	Red	XB5AS9445N	796

Illuminated Pushbutton with yellow LED

Description	Supply Voltage	Type of Contact	Color	Reference	Unit MRP [₹]
Double Headed Pushbuttons (Spring return)					
1 flush push (marked "I") 1 pilot light 1 projecting push (marked "O")	24V AC/DC	NO+NC	Green+Red	XB5AW84B5N	1261
	230V AC	NO+NC	Green+Red	XB5AW84M5N	1261
Illuminated Emergency Switching Off Pushbutton (Mushroom head)					
Turn to release	24V AC/DC	NC	Red	XB5AW74B2N	1086
	230V AC	NC	Red	XB5AW74M2N	1155

Accessories

Description	Marking on Yellow background	Color	Reference	Unit MRP [₹]
Double Headed Pushbuttons (Spring return)				
Circular Legends for Emergency stop function	Emergency Stop	Yellow	ZBY9330N	135

Description	Contact Type	Reference	Unit MRP [₹]
Contact blocks with screw clamp terminal connections			
Single contact block	1 NO	ZBE101N	106
Single contact block	1 NC	ZBE102N	106

Description	Reference	Unit MRP [₹]
Contact blocks with screw clamp terminal connections		
Boot for cylindrical flush PB	ZBPAN	73

Please contact Customer Care Center for Stockable and Non stockable status of references.

NORMAL STOCK ITEMS

W.E.F. January 30th, 2023

Flush mounting kit and harmony+



- Only addition to the BOM is a flush mounting kit
- Installation into a 30.50 mm hole
- New aesthetics for machine control panel using the same control devices as before
- Possibility to refurbish old machine with new style



Description	Reference	Unit MRP [₹]
Metal flush mounting kit (PB and PL).	ZB4BZ021	1157
Metal flush mounting kit (SS and IPB).	ZB4BZ022	1217
Plastic flush mounting kit (PB and PL).	ZB5AZ021	1010

Description	Reference	Unit MRP [₹]
HeadØ22+mountingbase+potentiometer4K7	XB4BD912R4K7	On Request
HeadØ22+mountingbase+potentiometer4K7	XB5AD912R4K7	On Request
100...240VAC/DCPanelmountedØ22mmtimermonofunctionwith3s..60sdelay	XB5DTGM3	On Request
PanelmountedUSB3port-Ø22mm-forUSBinterfacejacktypeA	XB5PUSB3	On Request
PanelmountedRJ45port-Ø22mm-forEthernetconnectionXB5PRJ45	XB5PRJ45	On Request
RedemergencystopTTR40mm2NC1NOmoniXB5AS84449	XB5AS84449	On Request
RedilluestopTTR40mm2NC1NOmonit.ct	XB5AS86449B4	On Request

Please contact Customer Care Center for Stockable and Non stockable status of references.

NORMAL STOCK ITEMS

W.E.F. January 30th, 2023



Easy Harmony XB2

Just enough robust switch with added strength

Reliable, flexible and just enough



Easy Harmony XB2 Ø 22 mm metal modular push buttons and switches, are the basic products perfectly suited to meet majority of installation requirements, with metal features for added strength.

Designed for robust applications without compromising on ease of use, safety, flexibility and availability. Providing just enough and a little more.

Target Segments

Consumer packaging, material working, textile machine, printing, hoisting, process control, lift and elevator.





Ø 22 mm metal modular push buttons and switches

Fit for purpose

- Designed to be used in numerous control and signaling applications
- Easy selection of the key functions for standard applications
- Diameter Ø 22 mm for standard OEM and panel-builder applications

Robustness

- Metal bezels with metal fixing collars for impact endurance
- Excellent resistance to mechanical shocks and vibrations
- Metal screws for secure fix and grounding contact to the panel
- Conforming to CE, CCC and RoHS
- Tested and certified performance
- IP65
- Supports an operating temperature range from -25°C to +70°C

Easiness

- Simple installation with screwdriver
- Flexibility with sub-assemblies for easy mix and match of functionalities
- Simple modular design facilitates post installation servicing, modification and adaptation of machines by non-specialists
- Anti-loosening system for screw clamp terminals of contact blocks

Availability

- Supported by the service of Schneider Electric, a worldwide leader in automation and control
- Wide availability via an extensive distribution network

Type of functions	Contact functions			Contact and signaling functions	Signaling functions	
Type of products	Pushbuttons	Emergency switching off and emergency stop pushbuttons	Selector and key switches	Special functions	Illuminated pushbuttons	Pilot lights
Description of range	Pushbuttons, spring return: flush push, mushroom head, projecting or booted	Emergency switching off and stop pushbuttons: turn to release and push-pull	Selector switches, 2- or 3-position standard or long handle or key switches	Joystick and buzzer	Illuminated pushbuttons with integral LED, spring return: flush push or projecting	Pilot lights with integral LED
Type references	XB2BA..C/ BC..C/ BL..C/ BP..C/BR..C (Complete) ZB2BA.C/ BC.C/BL.C/ BP.C/ BR.C (Head)	XB2BS...C/ BT.C (Complete) ZB2BS..C/ BT.C (Head)	XB2BD..C/ BJ..C/ BG..C (Complete) ZB2BD.C/ BJ.C/ BG.C (Head)	XD2PA.. CR (Joystick) XB2BS...C (Buzzer)	XB2BW3..1C (Complete) ZB2BW..C (Head)	XA2EV..LC

Please contact Customer Care Center for Stockable and Non stockable status of references.

NORMAL STOCK ITEMS

W.E.F. January 30th, 2023

Push Button NEW

Description	Color	Reference	Unit MRP [₹]
Spring Return Pushbutton Head			
Flush unmarked	White	ZB2BA1C	128
	Black	ZB2BA2C	128
	Green	ZB2BA3C	128
	Red	ZB2BA4C	128
	Yellow	ZB2BA5C	128
	Blue	ZB2BA6C	128
60 mm Mushroom Pushbutton Head, spring return	Red	ZB2BR4C	488

Emergency Stop PushButton

Description	Color	Reference	Unit MRP [₹]
Mushroom Push button Head			
40 mm Turn to release	Red	ZB2BT4C	515
30 mm Turn to release	Red	ZB2BS44C	257
40 mm Turn to release	Red	ZB2BS54C	257
60 mm Turn to release	Red	ZB2BS64C	515

Illuminated Pushbutton

Description	Color	Reference	Unit MRP [₹]
Spring Return Illuminated Pushbutton Head with 1 NO contact			
Flush unmarked	White	ZB2BW31C	231
	Green	ZB2BW33C	231
	Red	ZB2BW34C	231
	Yellow	ZB2BW35C	231
	Blue	ZB2BW36C	231
Illuminated Pushbutton Body			
24 V AC/DC with integral LED	White	ZB2BWB11C	450
	Green	ZB2BWB31C	450
	Red	ZB2BWB41C	450
	Yellow	ZB2BWB51C	450
	Blue	ZB2BWB61C	553
220V AC with integral LED	White	ZB2BWM11C	450
	Green	ZB2BWM31C	450
	Red	ZB2BWM41C	450
	Yellow	ZB2BWM51C	450
	Blue	ZB2BWM61C	553

Selector Switch

Description	Color	Reference	Unit MRP [₹]
Selector Switch Head with standard handle			
2 Position stay put	Black	ZB2BD2C	282
2 Position spring return, right to left	Black	ZB2BD4C	282
3 Position stay put	Black	ZB2BD3C	322
3 Position spring return to center	Black	ZB2BD5C	322
3 Position spring return, left to center	Black	ZB2BD7C	322
Selector Switch Head with Key Switch			
2 Position stay put	Black	ZB2BG2C	450
2 Position stay put	Black	ZB2BG4C	450
2 Position spring return, right to left	Black	ZB2BG6C	450
3 Position stay put	Black	ZB2BG3C	515
3 Position spring return to center	Black	ZB2BG5C	515
3 Position spring return, left to center	Black	ZB2BG0C	515

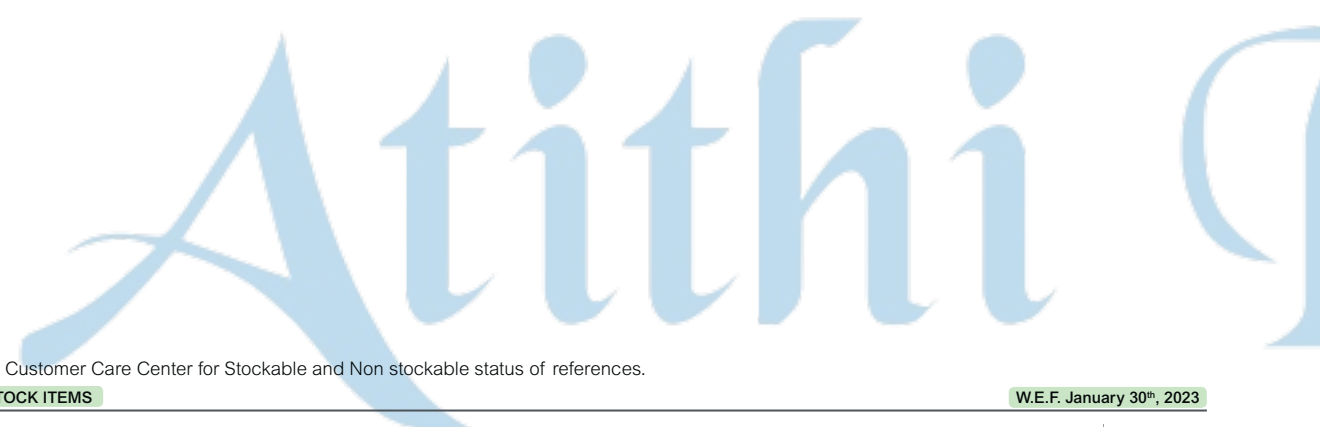
Body Assemblies

Description	Contact type	Reference	Unit MRP [₹]
Body assemblies with contact block			
	1 NO	ZB2BZ101C	116
	1 NC	ZB2BZ102C	116
	2 NO	ZB2BZ103C	231
	2 NC	ZB2BZ104C	231
	1 NO + 1 NC	ZB2BZ105C	231
Contact block			
	1 NO	ZB2BE101C	103
	1 NC	ZB2BE102C	103

Please contact Customer Care Center for Stockable and Non stockable status of references.

NORMAL STOCK ITEMS

W.E.F. January 30th, 2023



Universal Light Blocks for LED Pilot light

Descriptions	Supply Voltage	Colour	Reference	Unit MRP [₹]
For XAL Metal Enclosures	24V AC/DC	White	ZALVB1	740
	220V AC	White	ZALVM1	2278
For XB5/XB4 references without end with "N"	24V AC/DC	White	ZBVB1	635
	120V AC	White	ZBVG1	1417
	220V AC	White	ZBVM1	1450

XAL - Empty enclosures for XB5 and XB4 Push button and Pilot light

Description	No of Cut out	Color of Enclosure	Reference	Unit MRP [₹]
For normal environment Light grey base IP65	1	Dark grey	XALD01	751
	2	Dark grey	XALD02	931
	3	Dark grey	XALD03	1155
	4	Dark grey	XALD04	1579
	5	Dark grey	XALD05	2060
For normal environment Light Grey base IP54	1	Yellow	XALK01	863
	2	Light Grey	XALE2	619
	3	Light Grey	XALE3	755

XAL – Empty enclosures for use with XB2 (ZB2*)

Description	No of Cut out	Color of Enclosure	Reference	Unit MRP [₹]
Plastic empty control station (light grey cover)	1	Dark Grey base	XALB01C	On Request
Plastic empty control station (for mounting XB2BS542C) - yellow cover	1	Dark Grey base	XALB01YC	
Plastic empty control station (light grey cover)	2	Dark Grey base	XALB02C	
Plastic empty control station (light grey cover)	3	Dark Grey base	XALB03C	
Plastic control station with 1 Emergency stop push button - (yellow cover)	1	Dark Grey base	XALJ01C	

ZEN - Contact block for mounting on Metal plate at back of enclosure

Description	Contacts Type and Composition	Reference	Unit MRP [₹]
Standard single	1 NO	ZENL1111 <input checked="" type="checkbox"/>	428
Contact block	1 NC	ZENL1121 <input checked="" type="checkbox"/>	



Buzzers from XB2 Series

Description	Reference	Unit MRP [₹]
Red illuminated buzzer DC/AC24V	XB2BSB4LC	On Request
Red illuminated buzzer AC220V	XB2BSM4LC	
Buzzer 24V AC/DC	XB2BSBC	
Buzzer 220V AC	XB2BSMC	

Please contact Customer Care Center for Stockable and Non stockable status of references.

NORMAL STOCK ITEMS

W.E.F. January 30th, 2023

XVB-C Illuminated Lens Units

Description	Color	Reference	Unit MRP [₹]
Lens unit - steady light - 250 V 10 W	Green	XVBC33	3095
	Red	XVBC34	3155
	Orange	XVBC35	3155
	Blue	XVBC36	3095
	Clear	XVBC37	3096
Lens unit - flashing light - 24..48 V DC 24 V AC	Yellow	XVBC38	3095
	Red	XVBC4B4	8400
Lens unit - flashing light - 48..230 V AC	Red	XVBC4M4	8833
	Orange	XVBC4M5	8810
Lens unit - steady light - 24 V AC DC	Green	XVBC2B3	6811
	Red	XVBC2B4	6811
	Orange	XVBC2B5	6811
	Blue	XVBC2B6	8785
	Clear	XVBC2B7	8785
	Yellow	XVBC2B8	6805
	Green	XVBC2G3	6675
Lens unit - steady light - 120 V AC	Red	XVBC2G4	6680
	Orange	XVBC2G5	6943
	Blue	XVBC2G6	8416
	Yellow	XVBC2G8	6977
Lens unit - steady light - 230 V AC	Green	XVBC2M3	6680
	Red	XVBC2M4	6680
	Orange	XVBC2M5	6680
	Blue	XVBC2M6	9264
	Yellow	XVBC2M8	7272
Lens unit - flashing light - 24 V AC DC	Green	XVBC5B3	12000
	Red	XVBC5B4	11635
	Orange	XVBC5B5	11753
	Blue	XVBC5B6	14666
	Clear	XVBC5B7	9657
Lens unit - flashing light - 230 V AC	Yellow	XVBC5B8	11568
	Red	XVBC5M4	11531
	Blue	XVBC5M6	14525

XVB Units

Description	Reference	Unit MRP [₹]
XVB Audible Signalling Unit		
Sound unit - continuous or intermittent buzzer - 75..90 dB - 12..48 V AC DC	XVBC9B	9493
Sound unit - continuous or intermittent buzzer - 75..90 dB - 120..230 V AC	XVBC9M	15958
XVB Base Unit + Cover		
Base unit + cover for bank XVB - without flash discharge tube - black - IP 65	XVBC21	4292
XVB Accessories		
Set of coloured indicator pins - 6 colors - XVB	XVBC22	498
Support tube + fixing base l=400 mm - aluminium black - XVB	XVBZ03	3574
Support tube + fixing base l=80 mm - aluminium black - XVB	XVBZ02	2701
Support tube + fixing base l=800 mm - aluminium black - XVB	XVBZ04	5320
XVB Incandescent Bulb		
Clear incandescent bulb for signalling - BA 15d - 24 V 10 W	DL1BLB	381
Clear incandescent bulb for signalling - BA 15d - 120 V 10 W	DL1BLG	650
Clear incandescent bulb for signalling - BA 15d - 230 V 10 W	DL1BLM	414

XVB LED BA 15d Base Fitting

[Us] Rated Supply Voltage	Signalling Colour	Reference	Unit MRP [₹]
24 V AC/DC	White	DL1BDB1	5096
	Green	DL1BDB3	4076
	Red	DL1BDB4	4076
	Blue	DL1BDB6	4623
	Yellow-Orange	DL1BDB8	4790
120 V AC	White	DL1BDG1	6138
	Yellow-Orange	DL1BDG8	5086

Please contact Customer Care Center for Stockable and Non stockable status of references.

NORMAL STOCK ITEMS

W.E.F. January 30th, 2023



- Motor less + LED Flashing
- External Buzzer volume adjustor 70 DB to 90 DB
- Straight & Side wiring- more flexible

XVR3 Multifunctional LED Beacon NEW

Description	Reference	Unit MRP [₹]
Multi-functional LED Beacon green without buzzer DC/AC 12~24V	XVR3B03	14591
Multi-functional LED Beacon red without buzzer DC/AC 12~24V	XVR3B04	14616
Multi-functional LED Beacon orange without buzzer DC/AC 12~24V	XVR3B05	14368
Multi-functional LED Beacon green without buzzer AC 100~230V	XVR3M03	14321
Multi-functional LED Beacon red without buzzer AC 100~230V	XVR3M04	14104
Multi-functional LED Beacon Orange without buzzer AC 100~230V	XVR3M05	14368
Multi-functional LED Beacon red with buzzer DC/AC 12~24V	XVR3B04S	28756
Multi-functional LED Beacon orange with buzzer DC/AC 12~24V	XVR3B05S	29602
Multi-functional LED Beacon green with buzzer AC 100~230V	XVR3M03S	15890
Multi-functional LED Beacon red with buzzer AC 100~230V	XVR3M04S	13185
Multi-functional LED Beacon orange with buzzer AC 100~230V	XVR3M05S	14154
Multi-functional LED Beacon blue with buzzer AC 100~230V	XVR3M06S	15595

XVS Sirens

Description	Reference	Unit MRP [₹]
2 tones siren - 106 dB - 12...24V AC/DC - white	XVS10BMW	26493
2 tones siren - 106 dB - 120V AC - white	XVS10GMW	
2 tones siren - 106 dB - 230V AC - white	XVS10MMW	

DL1 Incandescent Bulb

Description	Light Block Colour	Reference	Unit MRP [₹]
Clear incandescent bulb for signalling - ba 15d - 24 v 4 w		DL1BEBS	362
Clear incandescent bulb for signalling - ba 15d - 120 v 7 w		DL1BEG	383
Clear incandescent bulb for signalling - ba 15d - 230 v 5 w		DL1BEMS	393

XVR Rotating Mirror Beacon

Description	Light Block Colour	Reference	Unit MRP [₹]
Rotating mirror beacon w/o buzzer XVR - Ø 130 - 24 V AC DC	Red	XVR13B04L	16006
	Orange	XVR13B05L	15259
Rotating mirror beacon w/o buzzer XVR - Ø 120 - 24 V AC DC	Blue	XVR12B06	20710
Rotating mirror beacon w/o buzzer XVR - Ø 130 - 120 V AC	Red	XVR13G04L	18914
	Red	XVR13M04L	20131
Rotating mirror beacon w/o buzzer XVR - Ø 130 - 230 V AC	Red	XVR13M04L	20131
	Orange	XVR13M05L	18743

Please contact Customer Care Center for Stockable and Non stockable status of references.

NORMAL STOCK ITEMS

W.E.F. January 30th, 2023

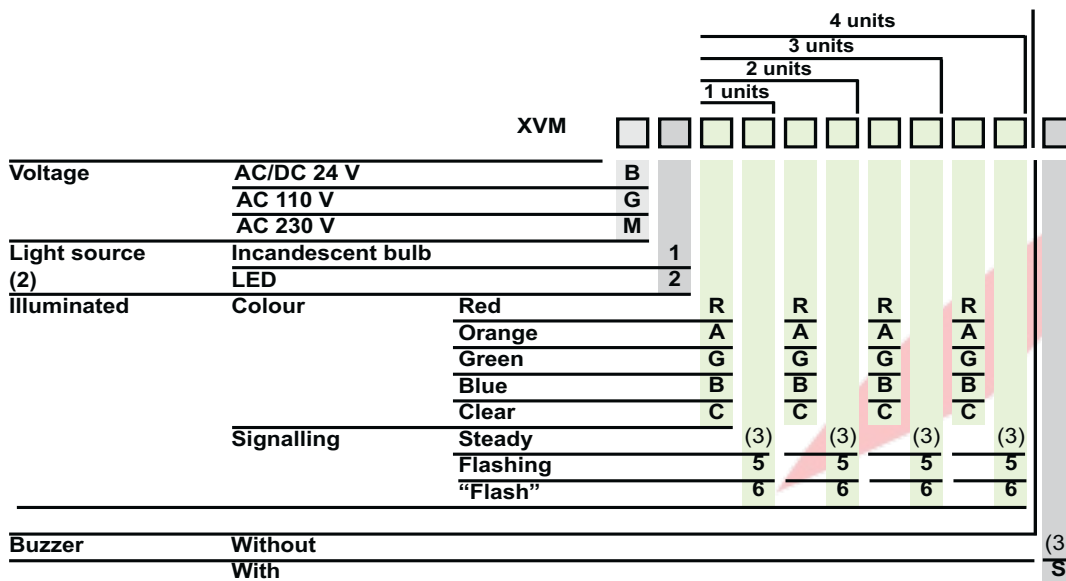
XVM Series

Description	Reference	Unit MRP [₹]
Base and Cover	XVMC21	888
Tube and Base	XVMC213T	1792
Base with Buzzer 24V	XVMC29B	2553
Base with Buzzer 230V	XVMC29M	2809
Green Lens	XVMC33	987
Red Lens	XVMC34	987
Yellow Lens	XVMC35	987
Blue Lens	XVMC36	987
Clear Lens	XVMC37	987
100mm Aluminium Tube with Stand	XVMZ02	817
100mm Aluminium Tube with Bracket	XVMZ02T	991
400mm Aluminium Tube with Stand	XVMZ04	1770
Incandescent Bulb 24 V	DL1EDBS	260
White Led Bulb 24 V	DL2EDB1SB	1294
Green Led Bulb 24 V	DL2EDB3SB	1294
Red Led Bulb 24 V	DL2EDB4SB	1294
Blue Led Bulb 24 V	DL2EDB6SB	1494
Orange Led Bulb 24 V	DL2EDB8SB	1267

XVM Series

Description	Reference	Unit MRP [₹]
Blue Flashing Led Bulb 24 V	DL2EKB6SB	1870

Breakdown of the reference for a complete indicator bank



Reference example

XVM B2R6AGS=indicator bank for 24V(AC/DC) supply, with LEDs with 1 red lens unit with "flash" discharge tube signalling, 2 lens units (1 orange and 1 green) with steady light signalling and with buzzer.



Tower light vivid in all kinds of ambient

Easy Harmony XVG Monolithic tower light

When Simple is just enough without compromise in quality.

Intuitive clear lens design suitable in bright environment and long distance view

Clear lens design overcome colored lens dull and reflection in bright environment.

From far, can easily differentiate machine status by ON/OFF condition of tower light, even in bright and densed environment.

Pre-wired and pre-assembled simplify selection, engineering and inventory management

Easy colored code wire with respect to function ease installation and maintenance work.

Simple yet complete signaling applications

From single layer up to 4 layers. From steady to flashing light pattern. 5 types of mounting option. Wide voltage ranges options from 24V AC/DC, 220~240V AC. Answer most of the signaling applications.





Offer overview

- Single layer to 4 layers. IP23 to IP53 depends on different mounting.
- Buzzer pressure level max 85dB @1m
- 5 type of mounting options
- Red flashing @ 1Hz on single layer, up to 4 colors (R/O/G/B) in steady pattern
- Long lasting LEDs, can operating more than 100K hours, low power consumption
- CE, CCC and EAC certification approval

Voltage	Colors	Light Pattern	Mounting Type	Without Buzzer	Buzzer
24V DC/AC	Red	Steady	100mm pole with L bracket 100mm pole with foldable bracket	XVGB1A XVGB1MA	XVGB1SA XVGB1SMA
		Flashing	100mm pole with L bracket 100mm pole with foldable bracket		XVGB1SFA XVGB1SMFA
220~240V AC		Steady	100mm pole with L bracket 100mm pole with foldable bracket	XVGM1A XVGM1MA	XVGM1SA XVGM1SMA
		Flashing	100mm pole with L bracket 100mm pole with foldable bracket		XVGM1SFA XVGM1SMFA



Voltage	Colors	Light Pattern	Mounting Type	Without Buzzer	Buzzer
24 V DC/AC	2 layers: Red/Green 3 layers: Red/Orange/Green 4 layers: Red/Orange/Green/Blue	Steady	Base Mount Direct Alu tube Alu tube and L-bracket Alu tube and fixing plate Alu tube and foldable bracket	XVGB*W XVGB*T XVGB* XVGB*H XVGB*M	XVGB*SW XVGB*ST XVGB*S XVGB*SH XVGB*SM
220~240V AC	2 layers: Red/Green 3 layers: Red/Orange/Green	Steady	Base Mount Direct Alu tube Alu tube and L-bracket Alu tube and fixing plate Alu tube and foldable bracket	XVGM+W XVGM+T XVGM+ XVGM+H XVGM+M	XVGM+SW XVGM+ST XVGM+S XVGM+SH XVGM+SM



ø Replace * with 2 to 4 represent 2 to 4 layers for DC models
ø Replace + with 2 to 3 represent 2 to 3 layers for AC models



Please contact Customer Care Center for Stockable and Non stockable status of references.

NORMAL STOCK ITEMS

W.E.F. January 30th, 2023

Tower light, Ø 60 mm, Pre-assembled, PreCabled, Monoethic, Economical Version,
XVGB-Series with LED for steady light - 24VDC

Description	References	Unit MRP [₹]
With aluminium tube mounting and L-bracket		
Without Buzzer		
2-Stage Red, Green	XVGB2	3609
3-Stage Red, Amber, Green	XVGB3	4089
4-Stage Red, Amber, Green, Blue	XVGB4	5252
With Buzzer		
2-Stage Red, Green	XVGB2S	4098
3-Stage Red, Amber, Green	XVGB3S	4648
4-Stage Red, Amber, Green, Blue	XVGB4S	4949
With direct aluminium tube mounting		
Without Buzzer		
2-Stage Red, Green	XVGB2T	3719
3-Stage Red, Amber, Green	XVGB3T	4521
With Buzzer		
3-Stage Red, Amber, Green	XVGB3ST	4680
Without Buzzer		
2-Stage Red, Green	XVGB2H	3609
3-Stage Red, Amber, Green	XVGB3H	4132
4-Stage Red, Amber, Green, Blue	XVGB4H	5418
With Buzzer		
2-Stage Red, Green	XVGB2SH	4412
3-Stage Red, Amber, Green	XVGB3SH	4756
4-Stage Red, Amber, Green, Blue	XVGB4SH	5927
With aluminium tube mounting and foldable bracket		
Without Buzzer		
2-Stage Red, Green	XVGB2M	4137
3-Stage Red, Amber, Green	XVGB3M	4523
With Buzzer		
2-Stage Red, Green	XVGB2SM	4486
3-Stage Red, Amber, Green	XVGB3SM	4912
4-Stage Red, Amber, Green, Blue	XVGB4SM	4953
With base mounting - Direct		
Without Buzzer		
2-Stage Red, Green	XVGB2W	3392
3-Stage Red, Amber, Green	XVGB3W	3991
With Buzzer		
2-Stage Red, Green	XVGB2SW	3969
3-Stage Red, Amber, Green	XVGB3SW	4489
4-Stage Red, Amber, Green, Blue	XVGB4SW	5364
XVG-USB Based Towerlights		
Pre-assembled and pre-cabled Multicolor USB tower light 60mm IP42 Direct base mounting	XVGU3SWV	9219
Pre-assembled and pre-cabled Multicolor USB tower light 60mm IP42 With 100 mm aluminium tube mounting	XVGU3SHAV	10554

Please contact Customer Care Center for Stockable and Non stockable status of references.

NORMAL STOCK ITEMS

W.E.F. January 30th, 2023

Tower light, Ø 60 mm, Pre-assembled , PreCabled , Monolethic , Economical Version , XVGM-Series with LED for steady light - 220..240 VAC

Description	References	Unit MRP [₹]
With aluminium tube mounting and L-bracket		
Without Buzzer		
2-Stage Red, Green	XVGM2	3815
3-Stage Red, Amber, Green	XVGM3	4317
With Buzzer		
2-Stage Red, Green	XVGM2S	4330
3-Stage Red, Amber, Green	XVGM3S	4912
With direct aluminium tube mounting		
Without Buzzer		
2-Stage Red, Green	XVGM2T	3931
3-Stage Red, Amber, Green	XVGM3T	4783
With Buzzer		
2-Stage Red, Green	XVGM2ST	4818
3-Stage Red, Amber, Green	XVGM3ST	4946
With aluminium tube mounting and fixing plate		
Without Buzzer		
2-Stage Red, Green	XVGM2H	3815
3-Stage Red, Amber, Green	XVGM3H	4363
With Buzzer		
2-Stage Red, Green	XVGM2SH	4666
3-Stage Red, Amber, Green	XVGM3SH	5028
With aluminium tube mounting and foldable bracket		
Without Buzzer		
2-Stage Red, Green	XVGM2M	4374
3-Stage Red, Amber, Green	XVGM3M	4783
With Buzzer		
2-Stage Red, Green	XVGM2SM	4736
3-Stage Red, Amber, Green	XVGM3SM	5191
With Buzzer LED Flashing light		
1-Stage Red	XVGM1SMFA	4363
With base mounting - Direct		
Without Buzzer		
2-Stage Red, Green	XVGM2W	3527
3-Stage Red, Amber, Green	XVGM3W	4200
With Buzzer		
2-Stage Red, Green	XVGM2SW	4200
3-Stage Red, Amber, Green	XVGM3SW	4748

Please contact Customer Care Center for Stockable and Non stockable status of references.

NORMAL STOCK ITEMS

W.E.F. January 30th, 2023



- One-hand operation
- Wireless e-stop compliant with sil3
- 30H runtime, 15min to recharge
- Instant alarm notification by vibration
- 2.4Ghz frequency up to 50 systems at the same time

Radio Remote Control

Description	References	Unit MRP [₹]
ZART8L + ZARB12W	XARS8L12W	On Request
ZART8L + ZARB12H	ZART8L+ZARB12H	On Request
ZART8D + ZARB18W	XARS8D18W	On Request
ZART12D + ZARB18W	XARS12D18W	On Request
Starter kit = XARS8L12W + ZARC01 + ZARC02	XARSK8L12W	On Request
Starter kit = XARS12D18W + ZARC01 + ZARC02	XARSK12D18W	On Request
Starter kit = XARS12D18H + ZARC01 + ZARC02	XARSK12D18H	On Request
Basic features – 8 pushbuttons - LEDs	ZART8L	On Request
Basic features – 8 pushbuttons - Display	ZART8D	On Request
Extended features – 12 pushbuttons	ZART12D	On Request
12 outputs wired connection – cable gland	ZARB12W	On Request
18 outputs wired connection – cable gland	ZARB18W	On Request
Charger	ZARC01	On Request
Shoulder belt	ZARC02	On Request
External antenna	ZARC03	On Request
Holder	ZARC04	On Request

Please contact Customer Care Center for Stockable and Non stockable status of references.

NORMAL STOCK ITEMS

W.E.F. January 30th, 2023



Wireless Remote-Control system - Harmony Pocket Remote (Transmitter, Receiver & Accessories)

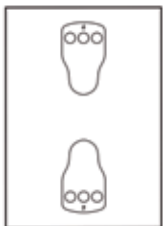
Transmitter

Description	References	Unit MRP [₹]
3 Single Step Push Buttons	ZART03	On Request
4 Single Step Push Buttons	ZART04	On Request
6 Single Step Push Buttons	ZART06	On Request
8 Single Step Push Buttons	ZART08	On Request
10 Single Step Push Buttons	ZART10	On Request



Receiver

Description	References	Unit MRP [₹]
5 relays small size receiver pre-wired with 1.5 m of cable	ZARB05WSP	On Request
11 relays small size receiver pre-wired with 1.5 m of cable	ZARB11WSP	On Request



Accessories

Description	References	Unit MRP [₹]
DIY adhesive label kit for remote transmitter, 66 x 114 mm/2.60 x 4.49 in. for use with ZART03	ZARC603	On Request
DIY adhesive label kit for remote transmitter, 66 x 114 mm/2.60 x 4.49 in. for use with ZART04	ZARC604	On Request
DIY adhesive label kit for remote transmitter, 66 x 114 mm/2.60 x 4.49 in. for use with ZART06	ZARC606	On Request
DIY adhesive label kit for remote transmitter, 66 x 114 mm/2.60 x 4.49 in. for use with ZART08	ZARC608	On Request
DIY adhesive label kit for remote transmitter, 66 x 114 mm/2.60 x 4.49 in. for use with ZART10	ZARC610	On Request
DIY adhesive label kit for remote transmitter, 66 x 114 mm/2.60 x 4.49 in. for use with ZART03, ZART04, ZART06, ZART08, ZART10	ZARC620	On Request

Please contact Customer Care Center for Stockable and Non stockable status of references.

NORMAL STOCK ITEMS

W.E.F. January 30th, 2023

XAC-A Type

For Control Circuits

- Complete Stations IP657
- Double Insulated
- "Small Hoist" applications

Control station composition	Mechanical interlocking	Contact composition	Reference	Unit MRP [₹]
For Single Hoist Motors				
2 pushbuttons	With mechanical interlocking	1 NO	XACA201	5709
		1 NC + 1 NO	XACA205	6018
2 booted pushbuttons	With mechanical interlocking	1 NO	XACA211	5765
		1 NC + 1 NO	XACA215	6569
For Single-Speed Motors				
2 pushbuttons	With mechanical interlocking	1 NO	XACA271	5855
		1 NC + 1 NO	XACA281	6591
4 pushbuttons	With mechanical interlocking Between pairs	1 NO	XACA471	7464
		1 NC + 1 NO	XACA481	8475
6 pushbuttons	With mechanical interlocking Between pairs	1 NO	XACA671	8724
		1 NC + 1 NO	XACA681	10771
8 pushbuttons	With mechanical interlocking Between pairs	1 NO (for 7 operators)	XACA871	10219
		1 NO (for 8 operators)	XACA881	12780

Joystick Controllers

Description	Legend plate without text	Legend plate Price	Reference	Unit MRP [₹]
XD2-P (One Step in Each Position) Dia. 22mm				
2-Direction Stay-Put	ZD2-GY2201	103	XD2PA12	6507
2-Direction Spring Return to Zero			XD2PA22	6024
4-Direction Stay-Put	ZD2-GY4201	123	XD2PA14	7442
4-Direction Spring Return to Zero			XD2PA24	7560
XD2-G (Two steps in each position) Dia. 22mm				
2 - Direction (2 notches with spring return to zero)	ZD2-GY5201	139	XD2GA8241	14445
4-Direction spring (2 notches with spring return to zero)	ZD2-GY6201	146	XD2GA8441	19057

Foot Switch

Contacts Type and Composition	Reference	Unit MRP [₹]
Insulated Enclosure 1 NC + 1 NO	XPEA110	6016

Please contact Customer Care Center for Stockable and Non stockable status of references.

 NORMAL STOCK ITEMS
W.E.F. January 30th, 2023



Upgrade to Harmony XAPD/K for a modern and optimal design

Better integration in machines and modern aesthetic

New XAPD color follows the industrial standard for enclosures and machines (RAL7035).

Allow any type of XB4/XB5 functions, including E-stops with legend plate

Increase legend holders usage (our 2 sizes can be used in both vertical and horizontal direction). Our new flush XB4F/XB5F are also compatible. No change on external dimensions.

Easy to select range with rationalized number of references

Substitution table available on this document.



Discontinued

Available



XAPD*6* + ZB4FBZ014



XB4F + XB5F
Flush compatible

1. Optimized features and performances



XAPM* = Pg
XAPM*H29 = ISO metric



XAPD* = ISO metric




XAPG = Pg & 3/4 NPT



XAPG* = 3/4 NPT



2. Compatible with our complete offer of products and accessories



3. Friendly customization with configurable legend panels



Please contact Customer Care Center for Stockable and Non stockable status of references.

NORMAL STOCK ITEMS

W.E.F. January 30th, 2023

Substitution table

Existing references	Substitution
XAPJ11 XAPJ11H29	XAPK11
XAPJ1201 XAPJ1201H29	XAPK1201
XAPJ14 XAPJ14H29	XAPK14
XAPJ1501 XAPJ1501H29	XAPK1501
XAPM11 XAPM11H29	XAPD11
XAPM1201 XAPM1201H2 XAPM1201H29 XAPM1201H6 XAPM1201H7	XAPD1201
XAPM1202 XAPM1202H2 XAPM1202H29	XAPD1202
XAPM14 XAPM14H2 XAPM14H29	XAPD14
XAPM1501 XAPM1501H2 XAPM1501H29	XAPD1501
XAPM1502 XAPM1502H2 XAPM1502H29	XAPD1502
XAPM1601 XAPM1601H2 XAPM1601H29	XAPD1601
XAPM21 XAPM21H29	XAPD21
XAPM2202 XAPM2202H2 XAPM2202H29	XAPD2202
XAPM2203 XAPM2203H2 XAPM2203H29	XAPD2203
XAPM2204 XAPM2204H2 XAPM2204H29	XAPD2204

Existing references	Substitution
XAPM24 XAPM24H29	XAPD24
XAPM2502 XAPM2502H2 XAPM2502H29	XAPD2502
XAPM2503 XAPM2503H2 XAPM2503H29	XAPD2503
XAPM2504 XAPM2504H29	XAPD2504
XAPM2602 XAPM2602H2 XAPM2602H29	XAPD2602
XAPM31 XAPM31H29	XAPD31
XAPM3203 XAPM3203H2 XAPM3203H29 XAPM3203H6	XAPD3203
XAPM3204 XAPM3204H2 XAPM3204H29 XAPM3204H6	XAPD3204
XAPM3206 XAPM3206H2 XAPM3206H29	XAPD3206
XAPM34 XAPM34H2 XAPM34H29	XAPD34
XAPM3503 XAPM3503H2 XAPM3503H29	XAPD3503
XAPM3504 XAPM3504H2 XAPM3504H29	XAPD3504
XAPM3506 XAPM3506H2 XAPM3506H29	XAPD3506
XAPM3603 XAPM3603H2 XAPM3603H29	XAPD3603

Please contact Customer Care Center for Stockable and Non stockable status of references.

NORMAL STOCK ITEMS

W.E.F. January 30th, 2023

Substitution table

Existing references	Substitution
XAPM44 XAPM44H2 XAPM44H29	XAPD44
XAPM4504 XAPM4504H2	XAPD4504
XAPM4505	XAPD4505
XAPM4506 XAPM4506H2 XAPM4506H29	XAPD4506
XAPM4508 XAPM4508H2 XAPM4508H29	XAPD4508
XAPM4604 XAPM4604H2 XAPM4604H29	XAPD4604
XAPM54 XAPM54H29	XAPD54
XAPM5508 XAPM5508H29	XAPD5508
XAPM5512	XAPD5510
XAPM5512H29	XAPD5512
XAPM5606 XAPM5606H29	XAPD5606
XAPH1201 XAPH1201H29	XAPK1201
XAPH1501	XAPK1501
XAPH1601	XAPK1601

Existing references	Substitution
XAPG11	XAPD11
XAPG1201	XAPD1201
XAPG1202	XAPD1202
XAPG14	XAPD14
XAPG1501	XAPD1501
XAPG1502	XAPD1502
XAPG1601	XAPD1601
XAPG2202	XAPD2202
XAPG2203	XAPD2203
XAPG24	XAPD24
XAPG2502	XAPD2502
XAPG2504	XAPD2504
XAPG31	XAPD31
XAPG3203	XAPD3203
XAPG34	XAPD34
XAPG3503	XAPD3503
XAPG3504	XAPD3504
XAPG3506	XAPD3506
XAPG3603	XAPD3603
XAPG3802	XAPD2602
XAPG44	XAPD44
XAPG4506	XAPD4506
XAPG4508	XAPD4508
XAPG4604	XAPD4604

Please contact Customer Care Center for Stockable and Non stockable status of references.

NORMAL STOCK ITEMS

W.E.F. January 30th, 2023

Factory Automation Sensors

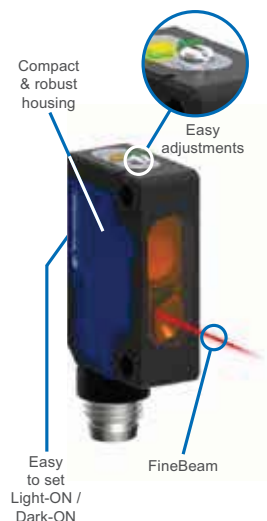




Miniature photoelectric sensors: Simply spot on!

Regardless of the detection target or the production line speed, New XUM is the solution.

Telemecanique Sensors, known for robust and reliable sensors since 1924, introduces a new generation of photoelectric sensors. This range completes the large Telemecanique Sensors portfolio and provides an optimum offer for photoelectric sensor applications.



Features and Benefits

Top level quality & performance

- Precise light spot of approximately 5mm with no halo around the spot.
- Highly immune to bright environments, detecting even in 40k lux sunlight and 10klux incandescent lamp light.
- Fast detection with a switching frequency at 1KHz and a response time at 0.5ms.

Simple integration


- 2 potentiometers to easily configure the sensing distance and output functions
- Miniature size (20mm x 34mm x 11mm) for installation in limited spaces
- Robust PBT Valox plastic housing

Easy product selection

- 35% less product references compared to the market simplifies sensor selection and reduces stock management costs

XX Ultrasonic Sensors for mobile equipment, material handling & Conveying.

Groundbreaking software-configurable ultrasonic sensors to detect virtually any object.



Features and Benefits

Standard format

- M18 & M30 cylindrical: straight & 90° angled (select models)
- M12, 5-pin connector
- Available in plastic, Nickel-plated brass & SS316L

High performance

- High tilt angle of +/- 35° or more at 50% sensing distance for detecting objects with irregular positioning
- Detect Ø1mm cylinders up to 600mm
- Synchronization of up to 8 sensors and multiplexing features for improved flexibility

Easy configuration using the XX Configuration Kit or XXZPB100 remote accessory for 1, 2, & 4m; (8m version features integrated pushbutton)

- Analog output function: Select between Direct or Inverse
- Digital output: Select between NO/NC and Window / Reflex / Proximity / Pump modes
- Easy live monitoring and troubleshooting available when using XX Configuration Kit

Please contact Customer Care Center for Stockable and Non stockable status of references.

☑ NORMAL STOCK ITEMS

W.E.F. January 30th, 2023



OsiSense™ XCKW, welcome to the wireless era

New wireless and battery-less OsiSense™ XCKW limit switch

Our new wireless OsiSense™ XCKW limit switch is a breakthrough device serving a vast number of applications.

Wireless

Simplify machine communication where cabling is difficult, expensive, or unwanted. It's also the perfect way to give mobile machines more freedom of movement.

Easy to install

To further simplify the installation process, the device comes in a plug & play kit, and is also offered in out-of-the-box compatible packs comprising an OsiSense XCKW limit switch and a receiver.

Proven design and robustness

OsiSense XCKW has been designed with simplicity in mind. It uses a head that is 100% compatible with XCKS and XCKM limit switches to make update to wireless seamless. Like our standard range of limit switches, we guarantee robustness of our products. The new OsiSense XCKW also benefits from an excellent waterproofness thanks to a complete sealed body.



W.E.F. January 30th, 2023



Optical Sensors

- XUB M18 Body
- 100mA (with overload and short circuit protection)

Principle of operation	Sensing Distance	Output	Reference	Unit MRP [₹]
Diffuse	0.6 m	PNP NO	XUB5APANM12 <input checked="" type="checkbox"/>	4691
		PNP NO	XUB5BPANM12 (Metal) <input checked="" type="checkbox"/>	6217
		PNP NO	XUB5APANL2 <input checked="" type="checkbox"/>	4658
		PNP NO	XUB5BPANL2 <input checked="" type="checkbox"/>	5567
Polarised reflex	2m	PNP NO	XUB9APANM12 <input checked="" type="checkbox"/>	4941
		PNP NO	XUB9BPANM12	6128
		PNP NO	XUB9APANL2	4681
Fixed Diffuse	100 mm	PNP NO	XUB4APANL2	4515
			XUB4APANM12	4515
			XUB4BPANM12 (Metal)	5614
Reflex	4 m	PNP NO	XUB1APANL2 (Without Reflector)*	4515
			XUB1APANM12	4515
		PNP NC	XUB1BPANM12 (Metal)	5173
			XUB1APBNL2 (Without Reflector)*	4515
Receiver Thru Beam	15 m	PNP NO	XUB2APANL2R	4002
			XUB2AKSNL2T	4005
			XUB2AKSNM12T	2724
			PNP NC	XUB2BKSNM12T (Metal)
Receiver Thru Beam	15m	PNP NO	XUB2APANM12R	4002
Receiver Thru Beam			XUB2BPANM12R (Metal)	5385
Transmitter Thru Beam			XUB2AKSNL2T	4005

Note :

1. L2 stands for sensors with 2m cable
4. M12 stand for universal connectors.

Principle of operation	Sensing range	Connection	Reference	Unit MRP [₹]
Cylindrical M18				
Multi Mode	> 0...20 m	Cable 2 m	XUB0APSNL2	8891
Multi Mode	> 0...20 m	Connector	XUB0APSNM12	9139
Multi Mode	> 0...20 m	Connector	XUB0BPSNM12 (Metal)	9297

Principle of operation	Sensing Distance	Output	Reference	Unit MRP [₹]
Compact 50 x 50 mm				
Reflex	7 m	AC/DC 1C/O Relay	XUK1ARCNL2	8713
Diffuse	1 m	AC/DC 1C/O Relay	XUK5ARCNL2	8713
Reflex polarized	5 m	AC/DC 1C/O Relay	XUK9ARCNL2	8566
Multimode	30 m	pnp/npn no/nc	XUK0AKSAL2	11707
Multimode	30 m	AC/DC 1C/O Relay	XUK0ARCTL2	13442
Compact 92 x 71 mm				
Diffuse	2.1 m	AC/DC 1C/O relay	XUX5ARCNT16	10724
Reflex Polarized	11 m	AC/DC 1C/O relay	XUX9ARCNT16	11865
Reflex	14 m	AC/DC 1C/O relay	XUX1ARCNT16	9611
Thru beam transmitter		AC/DC	XUX0ARCTT16T	9262
Multimode	1.3 m...40 m	PNP/NPN NO/NC	XUX0AKSAT16	17675
Multimode	1.3 m...40 m	AC/DC 1C/O relay	XUX0ARCTT16	18598

*Reflector to be ordered separately.

Please contact Customer Care Center for Stockable and Non stockable status of references.

NORMAL STOCK ITEMS

W.E.F. January 30th, 2023

XUK Colour Sensors



- Supply Voltage 10..30 VDC
- Teach Button Sensitivity Adjustment
- 3 Wire
- IP 65

Principle of operation	Sensing Distance	Output	Reference	Unit MRP [₹]
Multi Mode	> 0...10 m	Cable 2 m	XUM0APSAL2	9600
Principle of operation	Sensing Distance	Output	Reference	Unit MRP [₹]
Diffuse contrast sensor	19 mm	PNP NO	XUKR1PSMM12	19837

Fixing Bracket

Description	Reference	Unit MRP [₹]
For XUB	XUZA118	1050
For XUK	XUZA51	958

Reflector (mm)

Description	Reference	Unit MRP [₹]
24 x 21	XUZC24	1330
50 x 50	XUZC50 <input checked="" type="checkbox"/>	1364
80 (dia)	XUZC80 <input checked="" type="checkbox"/>	2000
100 x 100	XUZC100 <input checked="" type="checkbox"/>	1936

Please contact Customer Care Center for Stockable and Non stockable status of references.

NORMAL STOCK ITEMS

W.E.F. January 30th, 2023

OsiSense XU



SN [mm]	Light Mode	Output	Connection	Reference	Unit MRP [₹]
Fork Sensor					
30mm	Red LED	PNP,[NO]	2m Cable	XUVR0303PANL2	8856
50mm	Red LED	PNP,[NO]	M8 Connector	XUVR0605PANM8	10804

Fiber Design Amplifier



- 3 Wire DC, Teach Mode

Depending on fiber	-	PNP NO/NC programmable	2M Cable	XUDA2PSML2 <input checked="" type="checkbox"/>	On Request
--------------------	---	------------------------	----------	--	------------

XU.8 Background Supresion

SN [m]	Body Type	Output	Connection	Reference	Unit MRP [₹]
1m	Compact 50x50	PNP/NPN,NO/NC programmable	2m Cable	XUK8AKSNL2	9755
1m	Compact 50x50	PNP/NPN,NO/NC programmable	M12 Connector	XUK8AKSNM12 <input checked="" type="checkbox"/>	10892
0.3m	Miniature	PNP NO/NC programmable	2m Cable	XUM8APCNL2	6571

Please contact Customer Care Center for Stockable and Non stockable status of references.

NORMAL STOCK ITEMS

W.E.F. January 30th, 2023

Electromechanical Pressure Switches



Description	Pressure Range	Reference	Unit MRP [₹]
Electromechanical pressure switches for control circuit			
<ul style="list-style-type: none"> • Suitable for air, fresh water, sea water • Adjustable differential • 1 C/O single pole contact • G 1/4 (BSP female) fluid connection • Mechanical durability - 1 x 10⁶ operating cycles 			
Setting screw external	1-6 bar	XMAV06L2135	5184
Adjustable range of rising pressure	1.3-12 bar	XMAV12L2135	4428
	3.5-25 bar	XMAV25L2135	5455
Electromechanical pressure switches for power circuits			
<ul style="list-style-type: none"> • Suitable for fresh water & sea water • Adjustable differential • 2 pole 2 N/C contact • Degree of protection - IP20 • G 1/4 (BSP female) fluid connection 			
Adjustable range of rising pressure 1.4 - 4.6 bar		FSG2 <input checked="" type="checkbox"/>	1915
Electromechanical pressure switches (Nautilus)			
<ul style="list-style-type: none"> • Conforming to IEC/EN 60947-5-1 • 1 C/O single pole contact (4 terminal) snap action with setting scale 			
Fixed differential			
0.4 to 4 bar		XMLA004A2S11 <input checked="" type="checkbox"/>	13927
0.7 to 20 bar		XMLA020A2S11 <input checked="" type="checkbox"/>	10337
1.5 to 35 bar		XMLA035A2S11 <input checked="" type="checkbox"/>	9436
5 to 70 bar		XMLA070D2S11 <input checked="" type="checkbox"/>	10388
Adjustable differential			
0.25 to 4 bar		XMLB004A2S11 <input checked="" type="checkbox"/>	15051
1.3 to 20 bar		XMLB020A2S11 <input checked="" type="checkbox"/>	15051
3.5 to 35 bar		XMLB035A2S11	22247
7 to 70 bar		XMLB070D2S11	16124

XMLP Pressure Transmitter



- For Hydraulic Oil, air, fresh water, sea water, gas & Refrigeration fluids

Pressure Range	Output	Connection	Reference	Unit MRP [₹]
0 to 10 bar	4-20mA	DIN 43650	XMLP010BC21F <input checked="" type="checkbox"/>	11919
0 to 400 bar	4-20mA	DIN 43650	XMLP400BC21F	11919
0 to 400 bar	0-10V	M12	XMLP400BD71F	10559

Note: 10,16, 25, 40, 60, 100, 250, 400 and 600 , bar version available in stock

Please contact Customer Care Center for Stockable and Non stockable status of references.

NORMAL STOCK ITEMS

W.E.F. January 30th, 2023

XCKD Limit Switches



- Metal body
- Conforming to IEC60947-5-1, EN60947-5-1, UL 508, CSA
- C22-2 n°14 standards
- Degree of Protection - IP67
- Tapped entry for n°11 cable gland
- 2 pole N/O + N/C, snap action contact available as standard (3 output contacts also available in same size and replaceable at site)

Description	number of Poles	Reference	Unit MRP [₹]
Steel roller plunger - 1 NC + 1 NO		XCKD2102G11 <input checked="" type="checkbox"/>	2249
Cat's whisker - 1 NC + 1 NO		XCKD2106G11	2533
Steel end plunger - 1 NC + 1 NO		XCKD2110G11	3002
Thermoplastic roller lever - 1 NC + 1 NO		XCKD2118G11 <input checked="" type="checkbox"/>	2745
Thermoplastic roller lever plunger, horizontal direction - 1 NC + 1 NO		XCKD2121G11 <input checked="" type="checkbox"/>	2511
Thermoplastic adjustable roller lever - 1 NC + 1 NO		XCKD2145G11 <input checked="" type="checkbox"/>	2348
Sub-assemblies Metal Bodies for XCKD			
Body ZCD 1 NC + 1 NO Snap Action	2	ZCD21 <input checked="" type="checkbox"/>	2883
Body ZCD 2 NC + 1 NO Snap Action	3	ZCD39	3311
Gland and Head for ZCD Bodies			
Cable gland entry Pg 11 - metal body		ZCDEG11	266
Head for Limit switch - ZCE without operating lever		ZCE01 <input checked="" type="checkbox"/>	742
Steel roller plunger		ZCE02 <input checked="" type="checkbox"/>	983
Cat's whisker		ZCE06	1319
Steel end plunger		ZCE10	782
Thermoplastic roller lever plunger, horizontal direction		ZCE21 <input checked="" type="checkbox"/>	1251
Thermoplastic roller lever ZCY		ZCY18*	312
Steel roller lever ZCY		ZCY19*	830
Variable length thermoplastic roller lever		ZCY45* <input checked="" type="checkbox"/>	1095
*To be used with head ZCE01			
Contact block for ZCD bodies			
1NO + 1NC	2	XE2SP2151 <input checked="" type="checkbox"/>	802
1NO + 2NC	3	XE3SP2141	1979

XCK-M Limit Switches



- 1 NO + 1 N/C with positive opening operation
- Heavy duty oil-tight to IP 665
- Up to 20 million operations

Description	Reference	Unit MRP [₹]
Body		
Body - 1 NC + 1 NO - terminals	ZCKM1 <input checked="" type="checkbox"/>	2074
Spare contacts	XE2SP2151 <input checked="" type="checkbox"/>	802
For ordering complete limit switches, please select body and head listed above		
Head		
Head - steel roller plunger	ZCKD02 <input checked="" type="checkbox"/>	1059
Head - cat's whisker	ZCKD06 <input checked="" type="checkbox"/>	1163
Head - spring rod lever	ZCKD08 <input checked="" type="checkbox"/>	1198
Head - steel end plunger	ZCKD10 <input checked="" type="checkbox"/>	616
Delrin roller lever head	ZCKD15 <input checked="" type="checkbox"/>	1279
Delrin roller lever plunger head	ZCKD21 <input checked="" type="checkbox"/>	1198
Steel roller lever plunger head	ZCKD23	1509
Variable length Delrin roller lever	ZCKD41 <input checked="" type="checkbox"/>	1563

Please contact Customer Care Center for Stockable and Non stockable status of references.

NORMAL STOCK ITEMS

W.E.F. January 30th, 2023

XCK-P Thermoplastic



Conforming to IEC 947-5-1
 Degree of Protection - IP 653
 Double insulated
 Class II conforming to IEC 536
 15 million mechanical durability
 1 NO+1 NC 2 pole snap action contacts with positive opening

Description	Reference	Unit MRP [₹]
Steel roller plunger - 1 NC + 1 NO	XCKP2102G11 <input checked="" type="checkbox"/>	1595
Cat's whisker - 1 NC + 1 NO	XCKP2106G11 <input checked="" type="checkbox"/>	2416
Steel end plunger - 1 NC + 1 NO	XCKP2110G11 <input checked="" type="checkbox"/>	1326
Delrin roller lever ⁽¹⁾	XCKP2118G11 <input checked="" type="checkbox"/>	1365
Delrin roller lever plunger, horizontal direction - 1 NC + 1 NO	XCKP2121G11 <input checked="" type="checkbox"/>	1639
Delrin roller lever plunger, vertical direction - 1 NC + 1 NO	XCKP2127G11 <input checked="" type="checkbox"/>	2522
Adjustable roller lever - 1 NC + 1 NO (1) (Variable Length)	XCKP2145G11 <input checked="" type="checkbox"/>	1595
Spare contact block	XE2SP2151 <input checked="" type="checkbox"/>	802

Note : 1 tapped entry for size 11 cable gland
 (1) Adjustable through 360° in 5 steps

XCMD Metal, compact



Conforming to IEC 947-5-1
 IP 67 conforming to IEC 529
 Pre-cabled, 5 x 0.75 mm²
 Single pole 1 C/O contact, snap action

Description	Reference	Unit MRP [₹]
Steel roller plunger	XCMD2102L1 <input checked="" type="checkbox"/>	3775
Metal end plunger	XCMD2110L1 <input checked="" type="checkbox"/>	3191
Thermoplastic roller lever	XCMD2115L1 <input checked="" type="checkbox"/>	3298

XCK - J Metal



1NO + 1NC
 Snap action
 Positive opening operation
 30 million operations
 Heavy Duty Oil Tight to IP 667
 Accuracy = 0.01 mm

Description	Reference	Unit MRP [₹]
Head - without operating lever - Rotary head	ZCKE05 <input checked="" type="checkbox"/>	2179
Head - cat's whisker	ZCKE06 <input checked="" type="checkbox"/>	2195
Head - spring rod lever	ZCKE08 <input checked="" type="checkbox"/>	2381
Head - steel roller lever	ZCKE23	3856
Head - metal end plunger	ZCKE61	1866
Head - reinforced end plunger	ZCKE67 <input checked="" type="checkbox"/>	3110
Body - 1 NC + 1 NO - terminals	ZCKJ1 <input checked="" type="checkbox"/>	2622
Body - 2 OC - terminals 2 NO + 2 NC	ZCKJ2 <input checked="" type="checkbox"/>	4249
Steel roller lever	ZCKY13 <input checked="" type="checkbox"/>	564
Delrin roller lever Ø 50 mm	ZCKY41 <input checked="" type="checkbox"/>	824
Nylon round rod Ø 6 mm	ZCKY59 <input checked="" type="checkbox"/>	475
spare contacts	XE2SP2151 <input checked="" type="checkbox"/>	802

Note:
 • For ordering complete Limit Switches, please select body, head and, if necessary, roller listed above

Please contact Customer Care Center for Stockable and Non stockable status of references.

NORMAL STOCK ITEMS

W.E.F. January 30th, 2023

Tiger Limit Switches

XCJ-Thermoplastic



Conforming to IEC 60947-5-1
 Degree of Protection - IP 40, IK 04
 Mechanical durability - 10 million operations
 Operating frequency - 120 operations per minute
 Light Duty application

Description	Reference	Unit MRP [₹]
Steel roller plunger - 1OC	XCJ102C <input checked="" type="checkbox"/>	1297
Steel roller plunger	XCJ103C <input checked="" type="checkbox"/>	1380
Steel end plunger	XCJ110C <input checked="" type="checkbox"/>	1161
Short flat roller lever plunger	XCJ121C	1734
Short flat lever plunger	XCJ125C	941
Long flat lever plunger	XCJ126C <input checked="" type="checkbox"/>	1080
short roller lever plunger - flat	XCJ127C <input checked="" type="checkbox"/>	972
Long roller lever plunger - flat	XCJ128C <input checked="" type="checkbox"/>	1087

XCE-Metal Zinc Alloy



Conforming to IEC 60947-5-1
 Degree of Protection - IP 65
 Mechanical durability - 10 million operations
 Operating frequency - 120 operations per minute
 Medium Duty application

Description	Reference	Unit MRP [₹]
Steel roller plunger for lateral cam movement	XCE102C <input checked="" type="checkbox"/>	1742
Steel end plunger	XCE110C <input checked="" type="checkbox"/>	1596
Thermoplastic roller lever	XCE118C <input checked="" type="checkbox"/>	1789
Variable length thermoplastic roller lever	XCE145C <input checked="" type="checkbox"/>	2162
Round rod Ø3 mm steel rod	XCE154C	3122
Spring rod lever	XCE181C	2077

XCKN Limit Switches



Plastic body
 Conforming to IEC60947-5-1, EN60947-5-1, UL 508, CSA
 C22-2 n°14 standards
 Degree of Protection - IP65
 Tapped entry for n°11 cable gland
 2 pole N/C + N/O, snap action

Description	Type of Approach	Reference	Unit MRP [₹]
Steel roller plunger - 1 NC + 1 NO	Lateral cam approach 2 directions	XCKN2102G11 <input checked="" type="checkbox"/>	1118
Cat's whisker - 1 NC + 1 NO	Multi-directional approach	XCKN2106G11 <input checked="" type="checkbox"/>	1336
Spring lever - 1 NC + 1 NO	Multi-directional approach	XCKN2108G11 <input checked="" type="checkbox"/>	1989
Steel end plunger - 1 NC + 1 NO	Vertical approach 1 direction	XCKN2110G11 <input checked="" type="checkbox"/>	943
Thermoplastic roller lever - 1 NC + 1 NO	Lateral approach 2 directions	XCKN2118G11 <input checked="" type="checkbox"/>	986
Thermoplastic roller lever plunger, horizontal direction - 1 NC + 1 NO	Lateral approach 1 direction	XCKN2121G11 <input checked="" type="checkbox"/>	1232
Variable length adjustable roller lever - 1 NC + 1 NO	Lateral approach 2 directions	XCKN2145G11 <input checked="" type="checkbox"/>	1184
Variable length adjustable Thermoplastic roller lever Ø 50 mm - 1 NC + 1 NO	Lateral approach 2 directions	XCKN2149G11 <input checked="" type="checkbox"/>	1455
Variable length adjustable Thermoplastic large roller lever Ø 50 mm - 1 NC + 1 NO, snap action	Lateral approach 2 directions	XCKN2149P20S64 <input checked="" type="checkbox"/>	1028
Variable length adjustable Thermoplastic large roller lever Ø 50 mm - 1 NC + 1 NO, Slow-break, break before make	Lateral approach 2 directions	XCKN2549P20S64 <input checked="" type="checkbox"/>	1036

Please contact Customer Care Center for Stockable and Non stockable status of references.

NORMAL STOCK ITEMS

W.E.F. January 30th, 2023

XCMN Limit Switches



Miniature design
 Conforming to IEC60947-5-1, EN60947, UL 508, CSA C22-2 n°14 standards
 Degree of Protection - IP65
 Plastic body with metal head
 1 metre PVR cable supplied as standard (4 x 0.75mm²)
 2 pole N/C + N/O, snap action contact
 Mechanical durability - 5 million operating cycles

Description	Reference	Unit MRP [₹]
Steel roller plunger for lateral cam approach	XCMN2102L1	2343
Steel end plunger	XCMN2110L1	2036
Thermoplastic roller lever - 1 NC + 1 NO	XCMN2115L1	2247
roller lever plunger - 1 NC + 1 NO - one direction actuation	XCMN2121L1	2638
Thermoplastic adjustable roller lever - 1 NC + 1 NO	XCMN2145L1	2556

XCKMR (Metal) Limit Switches



For Hoisting & material handling Application
 3 Cable Entry

Type of Operator	Contact Type	Cable Entry	Reference	Unit MRP [₹]
With Cruciform metal rod	2x2 pole NC + NC Staggered	M20 x 1.5	XCKMR54D1H29 <input checked="" type="checkbox"/>	13594
With Cruciform metal rod	2x2 pole NC + NC Staggered	PG 13 Cable Gland	XCKMR54D1 <input checked="" type="checkbox"/>	15400

XCKVR (Plastic) Limit Switch



Type of Operator	Contact Type	Cable Entry	Reference	Unit MRP [₹]
With cruciform metal rod	2x2 pole NC+NC staggered	M20x1.5	XCKVR54D1H29 <input checked="" type="checkbox"/>	5859

Conveyor Belt Shift Monitoring Switches



Type of Operator	Tripping Angle	Reference	Unit MRP [₹]
Spring return roller zinc plated steel with lever for corrosive atmosphere	10° fault signalling 18° stopping of the conveyor belt	XCRT115	22740
Spring return roller stainless steel with lever	10° fault signalling 18° stopping of the conveyor belt	XCRT215	48819
Spring Return steel roller lever	23° Stopping of the Conveyor Belt (1 C/O)	XCKJ105217H29	5392

Note:
 • Accuracy = 0.05 mm
 • 3 cable entries tapped for CM10 cable glands

Please contact Customer Care Center for Stockable and Non stockable status of references.

NORMAL STOCK ITEMS

W.E.F. January 30th, 2023

XCKM.LC Metal



1NO + 1NC Snap action
 10 millions operations
 Heavy Duty Oil tight IP66, IK05

Operation type	Connection	Reference	Unit MRP [₹]
Metal end plunger	Pg11	XCKM110LC	3084
Steel roller plunger	PG11	XCKM102LC	3084
Steel roller lever	Pg11	XCKM116LC	2222
Steel roller lever	M20	XCKM116H29LC	2713
Steel roller lever Horizontal actuation	Pg11	XCKM2023LC	2222

XCKJ.LC



1NO + 1NC
 Snap action
 10 million operations
 Heavy Duty Oil Tight to IK07, IP66, IP67

Operation Type	Connection	Reference	Unit MRP [₹]
Metal end plunger	Pg 13.5	XCKJ161LC	2133
Steel roller plunger	M20	XCKJ167H29LC	2199
Steel roller plunger	Pg 13.5	XCKJ167LC	2199
Thermoplastic roller lever	Pg13.5	XCKJ10511LC	2148
Steel roller lever	M20	XCKJ10513H29LC	2077
Steel roller lever	Pg13.5	XCKJ10513LC	2057
Var.length Thermoplastic roller lever	M20	XCKJ10541H29LC	2552
Var.length Thermoplastic roller lever	Pg13.5	XCKJ10541LC	2552
Polyamide 6 mm rod lever	M20	XCKJ10559H29LC	2371
Polyamide 6 mm rod lever	Pg.13.5	XCKJ10559LC	2856
Var.length Steel roller lever	M20	XCKJ10543H29LC	2148
Var.length Steel roller lever	Pg13.5	XCKJ10543LC	1961

XCK-T Thermoplastic



Conforming to IEC 947-5-1
 Degree of Protection - IP 653
 Double insulated
 Class II conforming to IEC 536
 15 Million Mechanical durability
 1 NO+1 NC 2 pole snap action contacts with positive opening

Description	Reference	Unit MRP [₹]
Steel roller plunger - 1 NC + 1 NO	XCKT2102G11	2211
Steel end plunger - 1 NC + 1 NO	XCKT2110G11	2643
Delrin - roller lever plunger, horizontal direction - 1 NC + 1 NO	XCKT2121G11	2211

Note : 2 tapped entries for size 11 cable glands
 (1) Adjustable through 360° in 5 steps

Please contact Customer Care Center for Stockable and Non stockable status of references.

NORMAL STOCK ITEMS

W.E.F. January 30th, 2023

Wireless and Batteryless OsiSense XCMW



Uses Zigbee® protocol for best-in-class communication performance
 Up to 100m distance in open field
 Up to 32 transmitters per receiver (ZBRRC and ZBRRD receivers)
 Top performance with access point receiver:
 • Through Modbus serial
 • Through Modbus/TCP protocol

Operation	Reference	Unit MRP [₹]
Metal end plunger	XCMW110	On Request
Steel roller plunger	XCMW102	On Request
Thermoplastic roller lever	XCMW115	On Request
Steel roller lever	XCMW116	On Request
Variable length thermoplastic roller lever	XCMW145	On Request

XZBW, universal wireless solution for sensors



Brings wireless transmission to any standard sensor or switch.
 Savings on cables, cable tray & related maintenance costs.
 Compatible with any type of PNP/ NPN or contact sensor
 One digital input per emitter
 Connect up to two emitters per receiver

Operation	Reference	Unit MRP [₹]
Wireless transmitter for sensors and switches	XZBWE112A24	On Request
Programmable receiver - 4 PNP - 200 mA - 24 V DC - 2 pusbuttons - 6 LEDs	XZBWR2STT24	On Request

Safety Detection Solution



Guard Switch, Actuator Operated
 Plastic, Turret Head
 Mechanical Durability = >1 Million operating cycle
 NC contact with positive opening

Operation	Cable Entry	Reference	Unit MRP [₹]
3 Pole NC+ NC + NO - Snap Action	Pg 11	XCSPA491	4156
2 Pole NC + NO - Break Before Make, Slow Break	Pg 11	XCSPA591	3154
2 Pole NC + NO - Break Before Make, Slow Break	½" NTP	XCSPA592 <input checked="" type="checkbox"/>	2566
2 Pole NC + NC - Slow Break	Pg 11	XCSPA791	2830
2 Pole NC + NC - Slow Break	½" NTP	XCSPA792	3099
3 Pole NC+ NO + NO - Slow Break (2NO Staggered)	Pg11	XCSTA591 <input checked="" type="checkbox"/>	3848

Please contact Customer Care Center for Stockable and Non stockable status of references.

NORMAL STOCK ITEMS

W.E.F. January 30th, 2023

XCS LE /LF Safety Solenoid Interlock



Body Type	Contacts	Voltage	Locking	Reference	Unit MRP [₹]
Metal	NO + NC	24V AC/DC	On de-energisation	XCSLF2525312	22681
Plastic	NO + NC	24V AC/DC	On de-energisation	XCSLE2525312 <input checked="" type="checkbox"/>	17468
Plastic	NC + NC + NO	24V AC/DC	On de-energisation	XCSLE3737312	21140

XCSDM Safety coded Magnetic Switch



Contact*	Body Size	Connection	Reference	Unit MRP [₹]
2-pole 1 NC + 1 NO (staggered)	Compact 51 x 16 x 7	2m Cable	XCSDMC5902 <input checked="" type="checkbox"/>	6095
2-pole 1 NO + 1 NO (staggered)	Compact 51 x 16 x 7	2m Cable	XCSDMC7902	6693
2-pole 1 NC + 1 NO (staggered)	Standard 88 x 25 x 13	2m Cable	XCSDMP5902	4872
2-pole 1 NO + 1 NO (staggered)	Standard 88 x 25 x 13	2m Cable	XCSDMP7902	5386
3-pole 1 NC + 1 NO + 1 NO (staggered)	Standard 88 x 25 x 13	M12 Connector	XCSDMP700L01M12	12818
3-pole 1 NC + 1 NO + 1 NO (staggered)	Standard 88 x 25 x 13	M12 Connector	XCSDMP701L01M12	8918
2-pole 1 NC + 1 NO (staggered)	Cylindrical D=30, L= 38.5	M12 Connector	XCSDMR590L01M12	8077

Please contact Customer Care Center for Stockable and Non stockable status of references.

NORMAL STOCK ITEMS

W.E.F. January 30th, 2023

Specifications: Metal/Plastic Body, Precabled, Universal M8, M12 connector, Sensing Distance: Upto 15 mm

[Sn] nominal sensing distance	Sensor design	Discrete output function	Discrete Output type	Reference	Unit MRP [₹]
Three Wire Metal 12-24V DC, Flush Mountable - Threaded					
1.5mm	M8	1 NO	NPN	XS108BLNAL2	1917
			PNP	XS108BLPAL2 <input checked="" type="checkbox"/>	1585
				XS108BLPAM12 <input checked="" type="checkbox"/>	1701
				XS108BLPAM8	1733
Three Wire Metal 12-24V DC, Non Flush Mountable - Threaded					
2.5mm	M8	1 NO	NPN	XS208BLNAL2 <input checked="" type="checkbox"/>	2183
			PNP	XS208BLPAL2 <input checked="" type="checkbox"/>	2203
				XS208BLPAM12	3240
Three Wire Metal 12-24V DC, Flush Mountable - Threaded					
2mm	M12	1NC	PNP	XS112BLPBL2 <input checked="" type="checkbox"/>	2711
			NPN	XS112BLNAL2 <input checked="" type="checkbox"/>	1456
		1 NO	NPN	XS112BLNAM12	1850
			PNP	XS112BLPAL2 <input checked="" type="checkbox"/>	1397
			PNP	XS112BLPAM12 <input checked="" type="checkbox"/>	1358

Specifications : Metal/Plastic Body, Precabled, Universal M8, M12 connector, Sensing Distance: Upto 15mm

[Sn] nominal sensing distance	Sensor design	Discrete output function	Discrete Output type	Reference	Unit MRP [₹]	
Two Wire - 12-240V AC Metal, Flush Mountable - Threaded						
Three Wire Metal 12-24V DC, Non Flush Mountable - Threaded						
4 mm	M12	1 NO	NPN	XS212BLNBL2 <input checked="" type="checkbox"/>	1860	
			PNP	XS212BLPBL2 <input checked="" type="checkbox"/>	2022	
			NPN	XS212BLNAL2	1504	
				XS212BLNAM12	2328	
				PNP	XS212BLPAL2 <input checked="" type="checkbox"/>	1500
				PNP	XS212BLPAL5	1984
PNP	XS212BLPAM12	1753				
Three Wire Metal 12-24V DC, Flush Mountable - Threaded						
5 mm	M18	1 NO	PNP	XS118BLPBL2	2238	
			NPN	XS118BLNAL2 <input checked="" type="checkbox"/>	1753	
				XS118BLNAM12	2365	
				XS118BLPAL2 <input checked="" type="checkbox"/>	1575	
				PNP	XS118BLPAL5	3158
				XS118BLPAM12 <input checked="" type="checkbox"/>	2260	
Three Wire Metal 12-24V DC, Non Flush Mountable - Threaded						
8 mm	M18	1 NO	NPN	XS218BLNAL2 <input checked="" type="checkbox"/>	1532	
				XS218BLNAL5	3243	
				XS218BLNAM12	2311	
				XS218BLPAL2 <input checked="" type="checkbox"/>	1500	
				PNP	XS218BLPAL5	1984
					XS218BLPAM12 <input checked="" type="checkbox"/>	1679

Please contact Customer Care Center for Stockable and Non stockable status of references.

NORMAL STOCK ITEMS

W.E.F. January 30th, 2023

Specifications : Metal/Plastic Body, Precabled, Universal M8, M12 connector, Sensing Distance: Upto 15mm

[Sn] Nominal sensing distance	Sensor design	Discrete Output function	Discrete Output type	Reference	Unit MRP [₹]
Three Wire Metal 12-24V DC, Flush Mountable - Threaded					
10mm	M30	1NC	PNP	XS130BLPBL2	3015
		1 NO	NPN	XS130BLNAL2 <input checked="" type="checkbox"/>	2924
			PNP	XS130BLPAL2 <input checked="" type="checkbox"/>	1714
				XS130BLPAM12	2995
Three Wire Metal 12-24V DC, Non Flush Mountable - Threaded					
15mm	M30	1NC	PNP	XS230BLPBL2	1912
		1 NO	NPN	XS230BLNAL2	2666
			<input checked="" type="checkbox"/>	XS230BLPAL2 <input checked="" type="checkbox"/>	1666
				XS230BLPAL5	2872
				XS230BLPAM12	3015

Note :

1. L2 stands for sensors with 2m cable
2. L5 stands for sensors with 5m cable
3. L10 stands for sensors with 10m cable
4. M8 & M12 stand for universal connectors.
5. Connectors to be ordered separately.



Please contact Customer Care Center for Stockable and Non stockable status of references.

NORMAL STOCK ITEMS

W.E.F. January 30th, 2023

Extended Sensing Range

[Sn] Nominal sensing distance	Sensor design	Discrete Output function	Discrete Output type	Reference	Unit MRP [₹]
Three Wire Metal 10-36V DC, Flush Mountable - Threaded					
2.5 mm (Length 51 mm)	M8	1 NO	PNP	XS608B1PAL2	5306
2.5 mm (Length 51 mm)	M8	1 NO	PNP	XS608B1PAM12 <input checked="" type="checkbox"/>	4982
4 mm (Length 53 mm)	M12	1 NO	PNP	XS612B1PAL2 <input checked="" type="checkbox"/>	4404
4 mm (Length 53 mm)	M12	1 NO	PNP	XS612B1PAM12 <input checked="" type="checkbox"/>	3759
8 mm (Length 62 mm)	M18	1 NO	PNP	XS618B1PAL2 <input checked="" type="checkbox"/>	5048
8 mm (Length 62 mm)	M18	1 NO	PNP	XS618B1PAM12 <input checked="" type="checkbox"/>	4601
15 mm (Length 62 mm)	M30	1 NO	PNP	XS630B1PAL2 <input checked="" type="checkbox"/>	6025
15 mm (Length 62 mm)	M30	1 NO	PNP	XS630B1PAM12 <input checked="" type="checkbox"/>	5725
Three Wire Metal 12-24V DC, Flush Mountable - Threaded					
4 mm	M12	1 NO	PNP	XS112B3PAL2	3131
				XS112B3PAM12 <input checked="" type="checkbox"/>	2590
Three Wire Metal 12-24V DC, Flush Mountable - Threaded					
8 mm	M18	1 NO	PNP	XS118B3PAL2	3625
				XS118B3PAM12	4442
8 mm	M18	1 NO	PNP	XS118B3PAL2	3625
				XS118B3PAM12	4442
Three Wire Metal 12-24V DC, Flush Mountable - Threaded					
15 mm	M30	1 NO	PNP	XS130B3PAM12	3810

Multi Current/Multi Voltage sensor for AC/DC Application

2 Wire, Supply voltage 20...264 LED Out Put State Indicator

[Sn] Nominal sensing distance	Sensor design	Discrete Output function	Reference	Unit MRP [₹]
4 mm	M12	NO	XS612B1MAL2 <input checked="" type="checkbox"/>	8663
8 mm	M18	NO	XS618B1MAL2 <input checked="" type="checkbox"/>	6180
15 mm	M30	NO	XS630B1MAL2 <input checked="" type="checkbox"/>	6722

Multi Current/Multi voltage Sensor for AC/DC Application
 2 wire connection
 Supply voltage 20...264 V

Flush-Non flush mountable via teach mode

60 mm	80 x 80 x 26	AC/DC NO	XS8D1A1MAL2	18509
-------	--------------	----------	-------------	-------

Speed Rotation Monitoring Proximity Switches

[Us] Rated Supply voltage	Switching capacity	Wiring technique	[Sn] Sensing distance	Operating zone	Adjustable Freq. Impulse/min	Reference	Unit MRP [₹]
24...210 V DC 24...240 V AC 50/60 Hz	5...200 mA DC 5...350 mA AC	2-wire AC/DC	10 mm	0...8 mm	6...150	XSAV11801 <input checked="" type="checkbox"/>	17248
					120...3000	XSAV12801 <input checked="" type="checkbox"/>	28466
12...48 V DC	≤ 200 mA overload and short-circuit protection	3-wire DC PNP	10 mm	0...8 mm	6...150	XSAV11373 <input checked="" type="checkbox"/>	23987
					120...3000	XSAV12373 <input checked="" type="checkbox"/>	19188

Accessories

Description	Sensor Design	Reference	Unit MRP [₹]
Fixing for cylindrical sensor	m18	XSZB118	958

Please contact Customer Care Center for Stockable and Non stockable status of references.

NORMAL STOCK ITEMS

W.E.F. January 30th, 2023

XS Flat Type [Inductive Sensors]

Rated Supply voltage-12...24V DC



Description	Output Function	Switching capacity in mA	[Sn] Sensing distance	Reference	Unit MRP [₹]
Flat form 40x40x15	PNP [NO], 3-wire	<=100 mA	Flush-15mm	XS7C1A1PAL2	5090
Flat form 80x80x26	PNP [NO], 3-wire	<=100 mA	Flush-40mm	XS7D1A1PAL2	7077
Flat form 40x40x15	PNP [NO], 3-wire	<=200mA	Non-Flush-25mm	XS8C1A1PAL2	19197
Flat form 80x80x26	PNP [NO], 3-wire	<=200mA	Non-Flush-60mm	XS8D1A1PAL2	12060



XS Cubic C2 Form



XS Turret Form

Sensing range	Output	Connection	Reference	Unit MRP [₹]
XS Cubic C2 Form				
15mm	1 NO	Terminal	XS7C2A1PAM12	4187
20mm	1 NO + 1 NC	Terminal	XS8C2A1PCM12	5306
40mm	1 NO + 1 NC	Terminal	XS8C2A4PCM12 <input checked="" type="checkbox"/>	6100
XS Turret Form				
15 mm	1NO + 1 NC programmable	Terminals	XS7C4A1DPG13	7494
15 mm	1NO + 1 NC programmable	Terminals	XS7C4A1MPG13 <input checked="" type="checkbox"/>	8475
20mm	1NO+ 1NC	Terminals	XS8C4A1PCG13 <input checked="" type="checkbox"/>	7454
20mm	1NO+ 1NC	Terminals	XS8C4A1PCP20	9205
20mm	1NO + 1 NC programmable	Terminals	XS8C4A1DPG13	17553
20mm	1NO + 1 NC programmable	Terminals	XS8C4A1MPG13	11912
20mm	1NO + 1 NC programmable	Terminals	XS8C4A1MPP20	9530
20mm	1NO + 1 NC programmable	Terminals	XS8C4A1MPG13	11912

XT Capacitive sensor

Sensing range	Output	Connection	Reference	Unit MRP [₹]
8mm	1 NO	2M Cable	XT218A1PAL2	4832
8mm	1NC + NO	M12 Connector	XT218A1PCM12 <input checked="" type="checkbox"/>	4795
15mm	1NO	2M Cable	XT230A1PAL2 <input checked="" type="checkbox"/>	5278
15mm	1NO + 1 NC	M12 connector	XT230A1PCM12	4950

Please contact Customer Care Center for Stockable and Non stockable status of references.

NORMAL STOCK ITEMS

W.E.F. January 30th, 2023

OsiSense Ultrasonic XX



3 wire connection
Supply voltage 10-28 V DC
Plastic case

[Sn] Nominal Sensing Distance	Sensor Design	Discrete Output Function	Reference	Unit MRP [₹]
50 cm	M18	PNP NO	XX518A3PAM12	14999
1 m	M30	PNP NO	XX6V3A1PAM12	18146
Sensors with analogue output for DC application				
8 m	M30	4..20 mA	XX930A3A2M12	42948

OsiSense XX



Ultrasonic Sensor for monitoring 2 levels

Sensing Distance	Output	Connection	Reference	Unit MRP [₹]
0.5m	PNP [NO]	M12	XX218A3PHM12	17125



Please contact Customer Care Center for Stockable and Non stockable status of references.

NORMAL STOCK ITEMS

W.E.F. January 30th, 2023



Connector Type	Connection	Shape	Length	Reference	Unit MRP [₹]
Osi Sense XZ PUR cable Industrial high end use Nominal Current 4A Matt Black Colour Operation temperature -35 .. +90OC IP 67					
PUR Pre-wired connector	M8, 3 pins	Straight	2m	XZCP0566L2	1147
PUR Pre-wired connector	M8, 3 pins	Straight	5m	XZCP0566L5	1480
PUR Pre-wired connector	M8, 3 pins	Elbowed	5m	XZCP0666L5	1652
PUR Pre-wired connector	M8, 4 pins	Straight	2m	XZCP0941L2	1321
PUR Pre-wired connector	M8, 4 pins	Straight	5m	XZCP0941L5	1652
PUR Pre-wired connector	M8, 4 pins	Elbowed	2m	XZCP1041L2	1321
PUR Pre-wired connector	M8, 4 pins	Elbowed	5m	XZCP1041L5	1652
PUR Pre-wired connector	M12, 4 pins	Straight	2m	XZCP1141L2 <input checked="" type="checkbox"/>	1103
PUR Pre-wired connector	M12, 4 pins	Straight	5m	XZCP1141L5 <input checked="" type="checkbox"/>	1725
PUR Pre-wired connector	M12, 4 pins	Elbowed	2m	XZCP1241L2 <input checked="" type="checkbox"/>	1168
PUR Pre-wired connector	M12, 4 pins	Elbowed	5m	XZCP1241L5 <input checked="" type="checkbox"/>	2055
Osi Sense XZ PVC Cable • General use • Nominal Current 3A • Grey Colour • Operating temperature -25..+80°C • IP 65					
PVC Pre-wired connector	M8, 3 pins	Straight	2m	XZCPV0566L2	1031
PVC Pre-wired connector	M8, 3 pins	Straight	5m	XZCPV0566L5	1052
PVC Pre-wired connector	M8, 3 pins	Elbowed	5m	XZCPV0666L5	1581
PVC Pre-wired connector	M8, 4 pins	Straight	2m	XZCPV0941L2 <input checked="" type="checkbox"/>	991
PVC Pre-wired connector	M8, 4 pins	Straight	5m	XZCPV0941L5	1782
PVC Pre-wired connector	M8, 4 pins	Elbowed	5m	XZCPV1041L5	1245
PVC Pre-wired connector	M12, 4 pins	Straight	2m	XZCPV1141L2 <input checked="" type="checkbox"/>	773
PVC Pre-wired connector	M12, 4 pins	Straight	5m	XZCPV1141L5 <input checked="" type="checkbox"/>	1005
PVC Pre-wired connector	M12, 4 pins	Elbowed	2m	XZCPV1241L2 <input checked="" type="checkbox"/>	882
PVC Pre-wired connector	M12, 4 pins	Elbowed	5m	XZCPV1241L5 <input checked="" type="checkbox"/>	985
Osi Sense XZ Connector • Protection IP67 • Connection Type Screw Threaded					
Male connector	M12, 4 Pin	Straight		XZCC12MDM40B	622
Male connector	M12, 4 Pin	Elbowed		XZCC12MCM40B	681
Male connector	M12, 5 Pin	Straight		XZCC12MDM50B	1376
Male connector	M12, 5 Pin	Elbowed		XZCC12MCM50B	1376
Female connector	M12, 4 Pin	Straight		XZCC12FDM40B	609
Female connector	M12, 4 Pin	Elbowed		XZCC12FCM40B <input checked="" type="checkbox"/>	622

Please contact Customer Care Center for Stockable and Non stockable status of references.

NORMAL STOCK ITEMS

W.E.F. January 30th, 2023



Human Machine Interfaces Product Line-up Guide

Harmony Panels and Industrial PCs

se.com/in

Atithi Enterprises®

Life Is On | Schneider
Electric



Rajeshkumar Rajaraman
☎ 99406 30301

Door No: 40, Thirumalai Samy Street,
New Siddhapudur, Coimbatore - 641044.

✉ atithicbe@gmail.com

🌐 www.atithienterprises.com

☎ 0422-4951395 | 75984 05301

Authorized
Partner

Life Is On | Schneider
Electric

Basic HMI panels for simple machines

Harmony ST6 — High-resolution and cost-efficient basic HMI



Harmony STM6: W4", W7"
Harmony ST6/STW6: W4", W7", W10", W12", W15"



Modular Harmony STM6



Modular HMI Gateway Box



Edge Box HMI



Supporting Software



EcoStruxure Operator Terminal Expert



EcoStruxure Machine SCADA Expert



HTML 5

- Cost-effective with good quality
- Fits into Schneider EcoStruxure Architecture
- Superior high-resolution screen with 16M colors
- Powered by new-generation software "EcoStruxure Operator Terminal Expert" for high-quality graphics and stylish design
- Tool-free mounting with newly-designed mounting fastener, no need for screwdriver
- 2x Ethernet with Dual IP, end-to-end Cybersecurity
- Modular HMI version with push button 22 mm/0.866 in. mounting system
- Web HMI version with embedded browser (instead of HMI software) for visualizing HTML5 servers on industrial devices
- Remote visualization using Web Viewer feature
- Faceless HMI version with STM6 Gateway Box and Web Viewer feature for applications that do not need a full time operator screen
- Supports Cloud Services on Edge Box HMI (HMISTM6BOXIOT) due to the power of EcoStruxure Machine SCADA Expert software

Harmony STO7 — Compact color HMI



Harmony STO7: W4.3"



Supporting Software



EcoStruxure Operator Terminal Expert

- TFT color screen with 480 x 272 pixels
- Removable logo stickers
- Larger screen with full-size ratio in the 4.3" class
- 3 versions for various communication types

Harmony GTO — Standard HMI



Harmony GTO: 3.5", 5.7", W7", 7", 10", 12"



Supporting Software



Vijeo Designer

- Excellent brightness with TFT 65K colors
- Stainless steel panel for food and beverage applications
- Standard front and IP65 degree of protection
- Extended Temperature - up to 55 °C/131 °F
- Easy to install and sustainable offer
- Full range of international certifications
- No logo and full conformal coating versions available

Harmony STU — Cut-out free HMI



Harmony STU: 3.5", 5.7"



Supporting Software



Vijeo Designer

- Compact for space saving
- Innovative tool-free mounting via 22.5 mm/0.885 in. hole
- Ethernet port RJ45 10BASE-T/100BASE-TX
- Separately mounted via 3 m or 5 m cable with mounting adapter
- Modular design for easy maintenance

Harmony SCU — Cut-out free HMI controller



Harmony SCU: 3.5", 5.7"



Supporting Software



EcoStruxure Machine Expert

- Optimum all-in-one combination for HMI and Control
- Innovative tool-free mounting via 22.5 mm/0.885 in. hole
- Reduce machine assembly time and cost
- Space saving
- Embedded CANopen port for field networking
- Modular design for easy maintenance

Harmony ST6 — High-resolution and cost-efficient basic HMI



Harmony ST6 HMI panels range in sizes from 4” to 15” wide combining the exceptional quality of good graphics and stylish design. They are available in basic, modular, web and Edge Box. The ST6 and STM6 panels offer an improved user operation experience through an intuitive design powered by EcoStruxure Operator Terminal Expert software. The STW6 panels have a pre-installed browser that provides a ready-to-use agnostic terminal allowing all devices to be visualized within an HTML5 server. The Edge Box HMI, thanks to the power of EcoStruxure™ Machine SCADA Expert software, provides an affordable Box to get ready for Cloud Services EcoStruxure Machine brings together key technologies for product connectivity and on-premise edge control, and cloud technologies to provide analytics and digital services. EcoStruxure Machine helps you bring more innovation and added value to your customers throughout the entire machine life cycle. The Harmony ST6/STW6/STM6 and the Edge Box HMI versions meet IIoT challenges at the Connected Products level, by providing secure communication, connectivity, and efficiency to the required software and applications at the Edge Control level, thus opening up more business opportunities.

Product Description	Reference	Unit MRP [₹]
4" W basic operator terminal	HMIST6200	On Request
7" W basic operator terminal	HMIST6400	On Request
10" W basic operator terminal	HMIST6500	On Request
12" W basic operator terminal	HMIST6600	On Request
15" W basic operator terminal	HMIST6700	On Request
"4"W basic modular terminal"	HMISTM6200	On Request
"7"W basic modular terminal"	HMISTM6400	On Request
Basic HMI Gateway , STM6	HMISTM6BOX	On Request
"4"W basic Web terminal"	HMISTW6200	On Request
7" W basic Web terminal	HMISTW6400	On Request
10" W basic Web terminal	HMISTW6500	On Request
12" W basic Web terminal	HMISTW6600	On Request
15" W basic Web terminal	HMISTW6700	On Request
Basic HMI Edge Box,STM6	HMISTM6BOXIOT	On Request

Harmony STO7 - Compact color HMI



- Best-in-class display
- With screen quality based on ppi similar to Harmony GTU, the Harmony STO7●●
- 4.3” color screens support crisp-clear visualization and a high quality display.
- This enables you to create more attractive and distinguished applications for industry.

Product Description	Reference	Unit MRP [₹]
4.3" touch panel screen RS232C	HMISTO705	On Request
4.3" touch panel screen RS232C/485	HMISTO715	On Request
4.3" touch panel screen Ethernet	HMISTO735	On Request
RTC battery set	HMIZSRTC1	On Request

Harmony STU - Cut-out free HMI



- Harmony STU panels are compact open panels offering greater communication capabilities. The high resolution touch screens, clever mounting system, and HMI software make them ideal for machine manufacturer solutions in industry and infrastructure
- No panel cut-out is required to install a Harmony STU small panel. All you need to do is drill a hole measuring 22 mm in diameter - just like installing a pushbutton. The front module (comprising the screen) is connected to the rear module (comprising the terminals and connectors) via this 22 mm drilled hole

Product Description	Reference	Unit MRP [₹]
Touch Panel Screen 3*5 Color	HMISTU655	On Request
Touch Panel Screen 5*7 Color	HMISTU855	On Request
STU 3in5 without marking on overlay	HMISTU655W	On Request
STU 5in7 without marking on overlay	HMISTU855W	On Request
STU 3in5 front module	HMIS65	On Request
STU 5in7 front module	HMIS85	On Request
STU rear module	HMIS5T	On Request

Please contact Customer Care Center for Stockable and Non stockable status of references.

NORMAL STOCK ITEMS

W.E.F. January 30th, 2023

Harmony GTO - Standard HMI



- Standard and Stainless HMI panels with 3.5" to 12.1" screen.
- Harmony GTO Standard HMI panels feature optimized information and communication technologies, which, depending on the model, include:
- High level of communication (embedded Ethernet, multilink, Web server and FTP,e-mail).
- External storage of data (SD memory card and USB memory stick) for storing production data and backing up applications.
- Management of peripherals: printers, etc.
- These panels offer an excellent level of technical performance designed principally for use by OEM customers.
- The Harmony GTO range has been designed in accordance with numerous standards, certifications and requirements:
 - Standards: EN 61131-2, 61000-6-2 and UL508,
 - Certifications: C-tick, GOST-R, KCC Atex and UL Hazardous location (pending), Marine certifications (pending).
 - Operating temperature: up to 55°C
 - Degree of protection (according to IEC 60529):
 - IP 65 for standard version products
 - IP 67 for standard version products fitted with a cover for harsh environments.
 - IP 66K for "Stainless Steel" version products
- Resistance to high-pressure cleaning (conforming to DIN 40050-9): up to 10 bar for "Stainless Steel" version products.

Product Description	Reference	Unit MRP [₹]
3.5 Color Touch Panel QVGA-TFT	HMIGTO1300	On Request
3.5 Color Touch Panel QVGA-TFT	HMIGTO1310	On Request
5.7 Color Touch Panel QVGA-TFT	HMIGTO2300	On Request
5.7 Color Touch Panel QVGA-TFT	HMIGTO2310	On Request
5.7 Color Touch Panel QVGA Stainless	HMIGTO2315	On Request
7.0 Color Touch Panel WVGA-TFT	HMIGTO3510	On Request
7.5 Color Touch Panel VGA-TFT	HMIGTO4310	On Request
10.4 Color Touch Panel VGA-TFT.	HMIGTO5310	On Request
HMIGTO5310 Coated	HMIGTO5310FC	On Request
HMIGTO5310 coated and logo removed	HMIGTO5310FCW	On Request
HMIGTO5310 logo removed	HMIGTO5310FW	On Request
10.4 Color Touch Panel VGA Stainless	HMIGTO5315	On Request
12.1 Color Touch Panel SVGA-TFT	HMIGTO6310	On Request
HMIGTO6310 Coated	HMIGTO6310FC	On Request
12.1 Color Touch Panel SVGA Stainless	HMIGTO6315	On Request

Harmony SCU — Cut-out free HMI controller



The ultra-compact range of Harmony SCU HMI controllers are part of Schneider Electric's Flexible Machine Control concept, a key element in MachineStruxure™. The Harmony SCU HMI controllers offer brings together Human Machine Interface and control functions within a single product. This reduces the amount of equipment required and the associated costs throughout the life cycle of the machine. The Harmony SCU integrate, as standard, all their functions. They benefit, in particular, from the same innovation as the Harmony STU panels range: Mounting via a 22 mm diameter hole (pushbutton type) which considerably simplifies installation.

Of modular design, this range comprises:

- 2 complete Harmony SCU products for the control of simple machines, comprising:
 - A 3.5" or 5.7" 65 k color TFT Screen module
 - A Controller module with 16 integrated digital inputs/10 integrated digital outputs
- 2 complete Harmony SCU products for the control of simple processes, comprising:
 - A 3.5" or 5.7" 65 k color TFT Screen module.
 - A Controller module with 8 integrated digital inputs/8 integrated digital outputs and 4 integrated analog inputs/2 integrated analog outputs

Product Description	Reference	Unit MRP [₹]
3.5 Small Controller Panel For Machine	HMISCU6A5	On Request
3.5 Small Controller Panel For Process	HMISCU6B5	On Request
5.7 Small Controller Panel For Machine.	HMISCU8A5	On Request
5.7 Small Controller Panel For Porcess	HMISCU8B5	On Request
Rear Module Small Controller Process	HMISBC	On Request
Rear Module Small Controller Machine	HMISAC	On Request

Please contact Customer Care Center for Stockable and Non stockable status of references.

NORMAL STOCK ITEMS

W.E.F. January 30th, 2023

Advanced HMI panels for performance machines

Harmony GTU — High performance modular HMI



Supporting Software



Harmony GTU: W7", 10", W10", 12, W12", 15", W15", W19"



Box Display Tool-free mounting Complete HMI



EcoStruxure Operator Terminal Expert



Vijeo Designer

- 8 sizes of high-resolution displays ranging from 7" to 19", either with modern 16:9 or standard 4:3 ratio
- 3 boxes, two with Real Time OS and one with fully open Windows based
- Up to 2 separate Ethernet ports, serial communication ports, and field bus options suiting IoT
- Industrial multi-touch and fully coated offer
- All memory removable for PC-free box replacements
- Wireless LAN enabled display
- Easy to install with integrated mounting fastener and antidrop lock
- Multi-display capability with Open box using DVI interface or multi-display adapter

Harmony GTUX — eXtreme HMI



Supporting Software



Harmony GTUX: W7", W12", W15"



Vijeo Designer

- A wide temperature range from -30...+70 °C /-22 ...+158 °F
- Sunlight Readable: High brightness LCD (1000 cd/m²), anti-glare surface
- Robustness: UV Protection, conformal coated (fully coated)
- Dust and water proof (IP66F, IP67F and UL50E Type 4X (Outdoor use))
- Environmental standard: Class 1, Div. 2, ATEX/IECEX Zone 2/22
- Variety of interfaces including dual Ethernet ports
- Modular design with stainless front face
- Suitable for industry segments like Oil & gas, Water and Waste Water (WWW) management

Harmony GK — Keyboard HMI



Supporting Software



Harmony GK: 5.7", 10.4"



Vijeo Designer

- Fine control inputs even in severe environment
- Touch screen and keypad keys configurable simultaneously or separately
- Highly robust with operating temperatures up to 55 °C /131 °F, reducing maintenance problems and time

Atithi

Harmony GTU — High performance modular HMI



Harmony GTU are universal panels that include smartphone-like interface and Wireless technology. They offer unmatched comfort of use with no compromise on performance and openness.

Product Description	Reference	Unit MRP [₹]
Premium BOX for Universal Panel	HMIG3U	On Request
Standard Box for Universal Panel	HMIG2U	On Request
Open BOX for Universal Panel	HMIG5U2	On Request
Open BOX Universal Panel	HMIG5U22	On Request
7W Touch Advanced Display WVGA	HMIDT351	On Request
10W Touch Advanced Display WXGA	HMIDT551	On Request
10.4 Touch Smart Display SVGA	HMIDT542	On Request
12W Touch Advanced Display WXGA	HMIDT651	On Request
12.1 Touch Smart Display XGA	HMIDT642	On Request
15 Touch Smart Display XGA	HMIDT732	On Request
15W Touch Smart Display FWXGA	HMIDT752	On Request
19W Touch Smart Display FWXGA	HMIDT952	On Request

Harmony GTUX — eXtreme outdoor HMI panels for harsh outdoor environment



- Harmony GTUX is a modularly designed robust terminal suitable for harsh outdoor environments. Features like high brightness and UV protection to direct sunlight, protection against water and dust, and supporting a wide range of temperatures make it an ideal choice for direct outdoor operation in O&G, WWW, and MMM segments.
- Harmony eXtreme panels can be used in applications like smart energy generation (solar, wind turbine, biomass, hydropower genset, etc.), hoisting, compressor, pumping, and car charging/washing.

Product Description	Reference	Unit MRP [₹]
Extreme BOX	HMIG3X	On Request
7W Touch eXtreme Display WVGA	HMIDT35X	On Request
12W Touch eXtreme Display WXGA	HMIDT65X	On Request
15W Touch eXtreme Display FWXGA	HMIDT75X	On Request
Box Module Fixing Bracket for 7W	HMIZFIX1	On Request
Box Module Fixing Bracket for 12W & 15W	HMIZFIX2	On Request

Please contact Customer Care Center for Stockable and Non stockable status of references.

NORMAL STOCK ITEMS

W.E.F. January 30th, 2023

Harmony GK — Keyboard HMI



- Harmony HMI GK graphic terminals share technical characteristics with Harmony GTO to enhance the operator's experience. Ultra-flexible, with two screen sizes (5"7 and 10"4), the Harmony HMI GK can be configured and controlled to precisely match your requirements.
- Designed to operate in severe environments, the Harmony HMI GK offers you optimum control on the keypad, as well as on the touch screen. The latest design is consistent with the Harmony USB keypad (HMIZKB1), ideal for keypad control on small Harmony panels

Product Description	Reference	Unit MRP [₹]
5.7 Keypad Panel QVGA-TFT	HMIGK2310	On Request
10.4 Keypad Panel VGA-TFT	HMIGK5310	On Request

Easy Harmony ET6

Harmony ET6 - Essential touchscreen panels for simple machines



- Range from 7" to 15", Easy Harmony ET6 is a robust and cost-effective touch screen panel that provides refined display, quick touch response and Ethernet capability. The Easy Harmony ET6 is designed with the secure development life-cycle (SDL) process and enhanced the Cybersecurity with secure boot and encrypted transfer.
- Target Segments: Packaging, HVAC, Pumping, Metal Working, Pharmacy, and other miscellaneous sectors of activities

Product Description	Reference	Unit MRP [₹]
7"W Easy Touch Panel, Ethernet model	HMIET6400	On Request
10"W Easy Touch Panel, Ethernet model	HMIET6500	On Request
12"W Easy Touch Panel, Ethernet model	HMIET6600	On Request
15"W Easy Touch Panel, Ethernet model	HMIET6700	On Request

Please contact Customer Care Center for Stockable and Non stockable status of references.

NORMAL STOCK ITEMS

W.E.F. January 30th, 2023

Harmony Industrial PCs and Edge Box for line management

Harmony P6 Industrial PCs - Drive efficiency and productivity at the Edge of EcoStruxure



Supporting Software



Node-RED



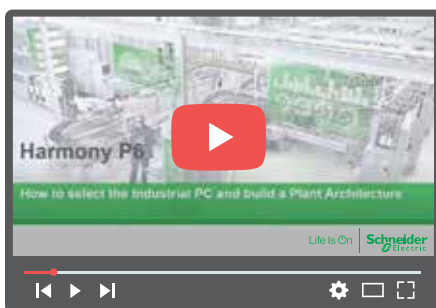
EcoStruxure Operator Terminal Expert



EcoStruxure Machine SCADA Expert



Harmony P6 Modular Box and Modular Display: 12", 15", W10", W12", W15", W19", W22"



How to select the Industrial PC and build a Plant Architecture Click to view the video

- HMIP6 ⁽¹⁾
 - Advanced Modular Box PC
 - Intel Core i5 up to 4.1 GHz or Intel Core i7 up to 4.4 GHz or Intel Celeron up to 2.0 GHz, UHD Graphics accelerator
 - 8 to 32 GB or 4 to 16 GB DDR4 RAM, 1x M.2 SSD SATA and 2x 2.5-inch SATA (HDD/SSD) storage slots
 - USB Type A (2x USB 2.0 and 2x USB 3.0), USB Type C (1x USB 3.0), 1x COM RS-232C, 2x RJ45 Ethernet, 1x Display port
 - 2x interface slots and optional extension module for 2x PCI/PCIe slots
 - Default TPM module for encryption
 - RAID HDD with Intel Rapid storage
 - Standard Modular Box PC
 - Intel Core i3 up to 3.9 GHz, UHD Graphics accelerator
 - 8 to 32 GB DDR4 RAM, 1x M.2 SSD SATA and 1x 2.5-inch SATA (HDD/SSD) storage slots
 - USB Type A (2x USB 2.0 and 2x USB 3.0), USB Type C (1x USB3.0), 1x COM RS-232C, 2x RJ45 Ethernet, 1x Display port
 - 2x interfaces slots
 - Default TPM module for encryption
- HMIDM6
 - 4:3 12" and 15" (XGA) color LCD resistive analog multi-touch (2 points) screen with 1x USB 2.0 (Type A), and front USB cover
 - 16:9 10" and 12" (WXGA)/15" (FWXGA)/19" and 21" (FHD) projected capacitive multi-touch (2 points) screen, 7H hardness, anti-scratch, 3 touch mode configuration
 - IP66, Nema 4X indoor front panel
 - All models are certified for CE, RCM, UL 61010-2-201, CSA C22.2 No. 61010-2-201, UL 121201 ⁽²⁾, and CSA C22.2 No. 213 ⁽²⁾
 - All DC models are certified for IECEx/ATEX for use in Zone 2 gas/Zone 22 dust ⁽²⁾, DNV

Harmony FP6 — Industrial Flat Panel Monitors



Harmony HMIFP6: 12", 15", W10", W12", W15", W19", W22"

- HMIFP6
 - 4:3 12" and 15" (XGA) color LCD resistive analog multi-touch (2 points) screen with 1x USB 2.0 (Type A), and front USB cover
 - 16:9 10" and 12" (WXGA)/15" (FWXGA)/19" and 22" (FHD) projected capacitive multi-touch (2 points) screen, 7H hardness, anti-scratch, 3 touch mode configuration IP66, Nema 4X indoor front panel
 - All models are certified for e, RCM, UL 61010-2-201, CSA C22.2 No. 61010-2-201, UL 121201 ⁽³⁾⁽⁴⁾, and CSA C22.2 No. 213 ⁽³⁾⁽⁴⁾, IECEx/ATEX for use in Zone 2 gas/Zone 22 dust ⁽³⁾⁽⁴⁾

Product Description	Reference	Unit MRP [€]
FP6, 10w WXGA, PCAP, DVI, DC	HMIFP6500WCD	On Request
12.1 XGA, Analog-Multi, DVI, DC	HMIFP6600TMD	On Request
FP6, 12w WXGA, PCAP, DVI, DC	HMIFP6600WCD	On Request
FP6, 15.0 XGA, Analog-Multi, DVI, DC	HMIFP6700TMD	On Request
FP6, 15w FWXGA, PCAP, DVI, DC	HMIFP6700WCD	On Request
FP6, 19w Full HD, PCAP, DVI, DC	HMIFP6800WCD	On Request
FP6, 22w Full HD, PCAP, DVI, DC	HMIFP6900WCD	On Request

(1) Available as Configured-to-order only and can be ordered using the online configurator.
 (2) Available in Q4 2022.
 (3) Available in Q4 2022.
 (4) On the front panel when properly installed in an enclosure and not using the front panel USB port.

EcoStruxure Operator Terminal Expert — Touchscreen configuration software



EcoStruxure Operator Terminal Expert



- Operate intuitively
 - Ability to go beyond the limitations of the physical screen size to improve productivity
 - Convert already created Landscape screens into Portrait screens for vertical scrolling and for screens that require many operation switches
- Reduce time to market
 - Efficient and intuitive engineering
 - For faster customization and modification
- Improve efficiency
 - High usability and image quality for the operator (experience design)
 - With Web Viewer feature, watch/operate the HMI screen remotely with mirroring function

EcoStruxure Machine SCADA Expert - Lite SCADA for line management



EcoStruxure Machine SCADA Expert



- Save time
 - Quick and easy to install directly on our iPCs
 - Save days of testing and commissioning thanks to a fully tested and validated association
 - Tailored information at a glance using BI-Dashboard template
- Save money
 - Get peace of mind and save time and resources with our single point of contact for Hardware/Software/Operating System support
 - Access SCADA level software, with all its benefits, at a competitive cost/features ratio
- Connectivity and data management
 - Includes 250+ native communication drivers
 - Monitor and control remotely your application with Mobile Access, using a tablet or smartphone

Note: For Harmony HMIP6, EcoStruxure Machine SCADA Expert Runtime preinstalled version is available as an option in the online configurator.

Vijeo Designer — Classic HMI configuration software



Vijeo Designer



- Multi-platform: from optimized panels to iPCs
- Multi-panel communication: automatic data sharing between up to 8 different panels
- Multi-language: 15 languages in runtime and 38 alphabets
- Multi-protocol: on COM and Ethernet ports
- Multi-access: local or remote display with WEB Gate, Vijeo Designer Air and Vijeo Designer Air Plus
- Multi-media: video/sound record/replay capability

EcoStruxure Operator Terminal Expert - Touchscreen configuration software



- EcoStruxure Operator Terminal Expert allows you to create and edit application screens that control automation systems for Harmony GTU (Premium and Open Box)/STO color/ST6/STM6 terminals, and Harmony industrial PCs (Panel and Box).
- EcoStruxure Operator Terminal Expert features a modern and simple-to-use user interface, easy-to-access functions and information, and a multi-platform working environment. It also shortens design time by providing pre-made navigation framework.

Product Description	Reference	Unit MRP [₹]
Operator Terminal Expert Basic, Email	HMIEELCZLSPAZZ	On Request
Operator Terminal Expert Group, Email	HMIPELCZLSPAZZ	On Request
Operator Terminal Expert Pro, Email	HMIPELCZLSPAZZ	On Request
Operator Terminal Expert Team, Email	HMIPELCZLTPAZZ	On Request
Operator Terminal Expert Fixed T, Email	HMIPEXCZLSRAZZ	On Request
Operator Terminal Expert Runtime Email	HMIRTWCZLSPAZZ	On Request
EcoStruxure OTE WebGUI RT Single Paper	HMIWRT001	On Request
EcoStruxure OTE WebGUI RT Group Paper	HMIWRT010	On Request
EcoStruxure OTE WebGUI RT Entity Paper	HMIWRT100	On Request

EcoStruxure Machine SCADA Expert - Lite SCADA for line management



- EcoStruxure Machine SCADA Expert enables you to use the key features of Microsoft operating system and build a full-featured SCADA or HMI project for your industrial automation business.
- EcoStruxure Machine SCADA Expert is designed in a modern, ribbon-based Windows interface to provide an integrated and user-friendly development environment.
- EcoStruxure Machine SCADA Expert supports capabilities like scripting, animation, E-mail, recipes, security, tags database, multi-touch, alarms, trends, scalability, multilanguage, FDA traceability, PDF export, graphics and design tools, and so on.
- For applications ranging from complex machine control and monitoring to plant supervision and SCADA, EcoStruxure Machine SCADA Expert with Harmony iPC association makes industrial operations smooth and stress-free.

Product Description	Reference	Unit MRP [₹]
EMSE 3 Party 1.5K Tag RT License	HMIEMSE3PRT1KA	On Request
EMSE 3 Party 32K Tag RT License	HMIEMSE3PRT32KA	On Request
EMSE 3 Party 4K Tag RT License	HMIEMSE3PRT4KA	On Request
EMSE 3 Party 64K Tag RT License	HMIEMSE3PRT64KA	On Request
EMSE 1.5K Tag BT License	HMIEMSEBT1KA	On Request
EMSE 32K Tag BT License	HMIEMSEBT32KA	On Request
EMSE 4K Tag BT License	HMIEMSEBT4KA	On Request
EMSE 64K Tag BT License	HMIEMSEBT64KA	On Request
EMSE 1.5K Tag RT License	HMIEMSERT1KA	On Request
EMSE 32K Tag RT License	HMIEMSERT32KA	On Request
EMSE 4K Tag RT License	HMIEMSERT4KA	On Request
EMSE 64K Tag RT License	HMIEMSERT64KA	On Request
EMSE Thin Client	HMIEMSETCA	On Request
Vijeo XL USB Hard key	HMIVXLUSBL	On Request

Please contact Customer Care Center for Stockable and Non stockable status of references.

NORMAL STOCK ITEMS

W.E.F. January 30th, 2023

Vijeo Designer — Classic HMI configuration software



The cross-platform VijeoDesigner™ configuration software can be used to create operator dialogue applications for controlling automation systems for the following panels:

- Harmony STU (Vijeo Designer Limited Edition is sufficient)
- Harmony GTO
- Harmony GTU
- Harmony GTUX
- Harmony GK
- Magelis XBTGH portable
- Harmony Panel PCs and Box PCs (HMIBMP, HMIBMU, HMIPSP, HMIPSO, HMIPEP)
- Harmony P6

Product Description	Reference	Unit MRP [₹]
Vijeo Designer, Single License	VJDSNDTGSV62M	On Request
VJD Runtime PC Single email	VJDRPCCZLSPAZZ	On Request
VJD Runtime Harmony PC Single email	VJDHPCCZLSPAZZ	On Request

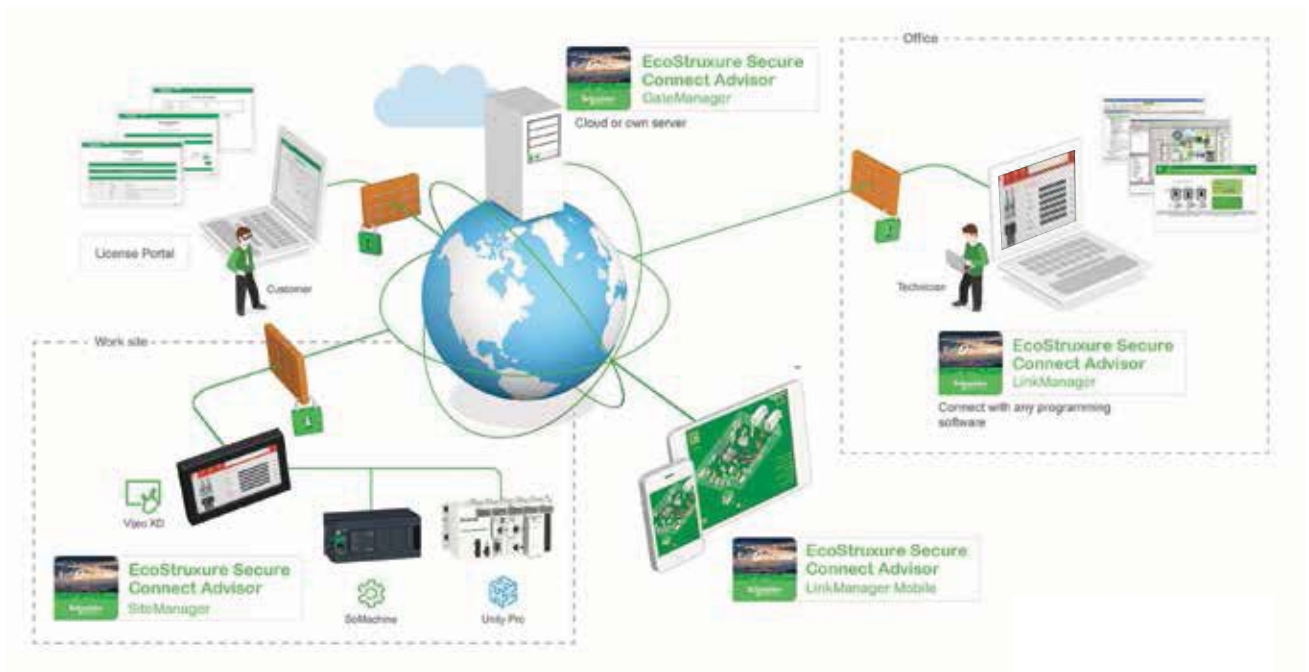
Atithi

Please contact Customer Care Center for Stockable and Non stockable status of references.

NORMAL STOCK ITEMS

W.E.F. January 30th, 2023

EcoStruxure Secure Connect Advisor — Secure remote access solution



- Provides a secure connection between remote display units on the work site (via SiteManager Embedded) and computers or smart devices in the office (via LinkManager) over a secure central server (GateManager).
- With EcoStruxure Secure Connect Advisor, maintenance personnel can access Schneider Electric software and update it remotely and securely via the HMI, PLC, and other connected devices as if they were on site.
- Troubleshooting and repairs can be performed remotely upon request.

EcoStruxure Augmented Operator Advisor - Augmented reality for instant diagnosis and contactless maintenance



- Reduces downtime by opening electrical cabinet doors virtually and diagnosing the device status instantly in real-time without the need for lockout or electrical qualifications.
- Speeds up the efficiency of operations and maintenance by offering immediate access to relevant information in the field like real-time data, machine history, user manuals, instructions, diagrams, etc.
- Enables technicians to locate the right equipment and guides them step-by-step to complete the procedures.

EcoStruxure
Augmented
Operator Advisor

Atithi

EcoStruxure Secure Connect Advisor - Secure remote access solution



EcoStruxure Secure Connect Advisor provides a secure connection between remote display units on the work site (via SiteManager Embedded) and computers or smart devices in the office (via LinkManager) over a secure central server (GateManager). With EcoStruxure Secure Connect Advisor, technicians and programmers can remotely access the Schneider Electric software and securely update it via the HMI, PLC, and other connected devices just as though they were present on site. Troubleshooting and repair can also be performed remotely upon request.

Product Description	Reference	Unit MRP [₹]
Vijeo Connect Link Manager License	VJOCNTLML	On Request
Vijeo Connect Link Manager Mobile Lic	VJOCNTLMM	On Request
Secure Connect Enterprise Pack	VJOCNTPACKENT	On Request
Secure Connect Essential Pack	VJOCNTPACKESS	On Request
Vijeo Connect Site Manager Basic License	VJOCNTSMBASIC	On Request
Vijeo Connect Site Manager Ext 10 Lic	VJOCNTSMEXT10	On Request
Vijeo Connect Site Manager Ext 5 Lic	VJOCNTSMEXT5	On Request
Vijeo Connect User statistics	VJOCNTSTAT	On Request
Vijeo Connect Gate Manager PremiumAccess	VJOCNTGMPREM	On Request

EcoStruxure Augmented Operator Advisor- Augmented reality for instant diagnosis and contactless maintenance



EcoStruxure Augmented Operator Advisor App interface

EcoStruxure Augmented Operator Advisor puts real-time information at your fingertips, whenever and wherever it is needed. The custom application improves operational efficiency with augmented reality, enabling operators to superimpose current data and virtual objects onto a cabinet, machine, or plant. This software combines contextual and local dynamic information for mobile users, enabling them to experience a fusion of the physical, real-life environment with virtual objects.

Product Description	Reference	Unit MRP [₹]
Augmented Operator Builder Performance	AOABM3CZMSXAZZ	On Request
AOA Builder Op Custom App Theme e-Lic	AOABM3VZMSXAZZ	On Request
Augmented Operator Builder Essential	AOABS3CZSSXAZZ	On Request
Augmented Operator Builder Ess Renewal	AOAES3CZSSXAZZ	On Request
AOA Builder Op Local Proj e-Lic	AOALPJCZZSPAZZ	On Request
Augmented Operator Builder Perf Renewal	AOAPM3CZMSXAZZ	On Request
Augmented Operator RT Perf Level 1	AOARM1CZMSPAZZ	On Request
Augmented Operator RT Perf Level 2	AOARM2CZMSPAZZ	On Request
Augmented Operator RT Perf Level 3	AOARM3CZMSPAZZ	On Request
Augmented Operator RT Essential Level 1	AOARS1CZSSPAZZ	On Request
Augmented Operator RT Essential Level 2	AOARS2CZSSPAZZ	On Request
Augmented Operator RT Essential Level 3	AOARS3CZSSPAZZ	On Request
Augmented Operator RT Multi-areas	AOARX3CZXSPAZZ	On Request

Please contact Customer Care Center for Stockable and Non stockable status of references.

NORMAL STOCK ITEMS

W.E.F. January 30th, 2023



Green Premium™

An industry leading portfolio of offers delivering sustainable value



More than 75% of our product sales offer superior transparency on the material content, regulatory information and environmental impact of our products:

- RoHS compliance
- REACH substance information
- Industry leading # of PEP's*
- Circularity instructions



Discover what we mean by green
Check your products!

The Green Premium program stands for our commitment to deliver customer valued sustainable performance. It has been upgraded with recognized environmental claims and extended to cover all offers including Products, Services and Solutions.

CO2 and P&L impact through... Resource Performance

Green Premium brings improved resource efficiency throughout an asset's lifecycle. This includes efficient use of energy and natural resources, along with the minimization of CO₂ emissions.

Cost of ownership optimization through... Circular Performance

We're helping our customers optimize the total cost of ownership of their assets. To do this, we provide IoT-enabled solutions, as well as upgrade, repair, retrofit, and remanufacture services.

Peace of mind through... Well-being Performance

Green Premium products are RoHS and REACH compliant. We're going beyond regulatory compliance with step-by-step substitution of certain materials and substances from our products.

Improved sales through... Differentiation

Green Premium delivers strong value propositions through third-party labels and services. By collaborating with third-party organizations we can support our customers in meeting their sustainability goals such as green building certifications.



TeSys

> Control > Protect > Power > Active

Innovative and connected solutions for motor starters

TeSys is an innovative motor control and management solution from the global market leader. TeSys offers connected, efficient products and solutions for switching and protection of motors and electrical loads in compliance with all major global electrical standards

NEW

TeSys Function Names

TeSys components are grouped by function name, for easier identification. These functions are related to motor, power, control and protection.

> TeSys Power:

Components for powering motors



> TeSys Control:

Components for controlling motors



> TeSys Protect:

Components for protecting motors



> TeSys Active:

Connected components for motor circuits



Start smart. Run smart. With TeSys motor controls.

Stay smart with the world's best-selling motor control solutions from the inventor of the world's first contactor - Schneider Electric™.

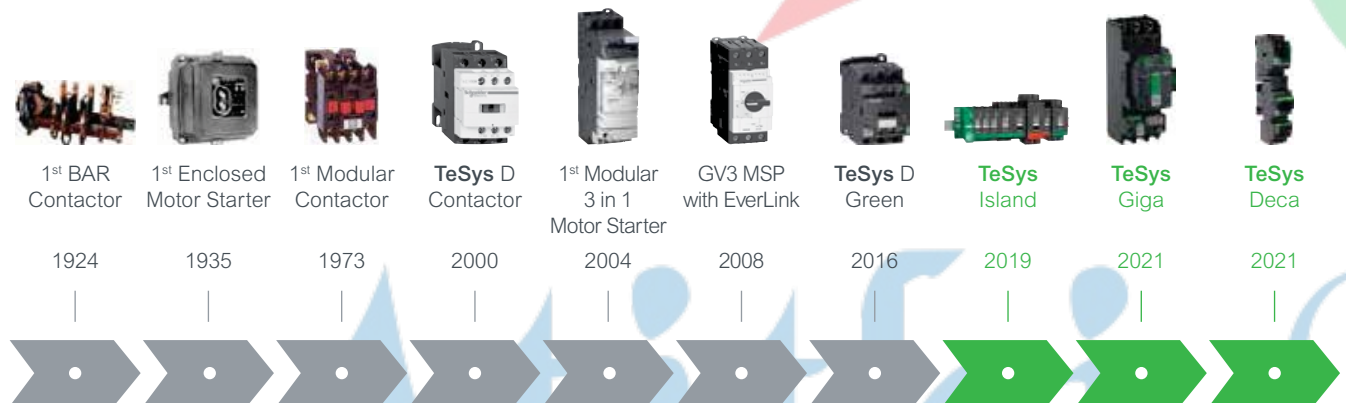
For almost a century, TeSys motor controls have driven the industry with innovations in motor protection, monitoring, and control.

It started with the introduction of the industry's first BAR contactor in 1924, and today, the legacy of innovation is built into every TeSys motor control device.

Best-in-class safety and reliability, plug-and-play architecture, and flexible functionality mean TeSys motor control solutions can meet your requirements across a wide range of applications, from the most common to the most advanced.

Wherever you are and anywhere your projects come together, you can trust Schneider Electric and TeSys cSontactors, circuit breakers, relays, and switches for unmatched reliability, complete compatibility with international standards, and the robust support of the Schneider Electric global supply network.

Start smart, run smart and stay smart with TeSys motor controls.



How do everlinks improve power connection reliability?

For more information on switching and motor management scan!



Superior safety for all industries

TeSys motor controls come with all of the isolation, protection and emergency handling you need to comply with international codes. High-contrast covers identify safety-critical devices to prevent inadvertent manual operation. Every **TeSys** contactor is both mechanically linked and equipped with mirror contacts for safety applications and wherever auxiliary contact state reliability is critical.



HVAC

Ensure 24/7 availability of your HVAC system with reliable products that can reach high ambient temperatures without derating.



Conveying

Decentralize the control cabinet of your conveyor line and benefit from up to 80% space reduction.



Genset

Make certain your generator starts even in the harshest conditions with our robust solutions.



Pumping

Optimize single or multi-drive boosters for industry or infrastructure with energy and cost-effective solutions.



Packaging

Keep pace with the most demanding, high-end packing applications with our solutions



Oil and Gas

Keep your employees and assets safe and improve uptime in onshore and offshore applications: pipeline operations: LNG and natural gas processing: and refining and petrochemical applications.



Water and Wastewater

Optimize the treatment and delivery of safer water by reducing energy usage and lowering operating costs.



Food and Beverage

Serve your customers with environmentally friendly products to improve sustainability, efficiency, and flexibility, allowing you to adapt to changing customer habits.

Online selection tool

EcoStruxure™ Motor Control Configurator

For Direct-On-Line and Star-Delta starters, motor circuit breakers with advanced protection, motor management relays, configurations for total coordination, drives, and soft starters.

No matter what kind of starting method you need, our online **EcoStruxure™ Motor Control Starter Configurator** will help you to quickly and easily select the optimal combination of components to ensure maximized motor safety, protection, and uptime.



Scan or click on the QR code

TeSys Range

NEW

TeSys Component Series Names

Series names are now grouped as per the current ratings

- Series names group conventional components (circuit breakers, contactors, relays, overcurrent relays) by current rating ranges.
 - 0 to 16 A > **TeSys K Series**
 - 9 to 150 A > **TeSys 'Deca' Series**
 - 185 to 800 A > **TeSys 'Giga' Series**.
- TeSys advanced components have a specific classification.
 - 0 to 38 A All-in-one starters > **TeSys 'Ultra' Series**
 - 0 to 80 A Motor Control/Protection/Monitoring system > **TeSys 'island' Series**.
- Other TeSys component names remain unchanged (TeSys F, TeSys B, TeSys T).

> TeSys K Series

The essential line for motors up to 7.5kW/16A direct on TeSys K series of Motor Starters



> TeSys Deca Series

The industrial standard for motors up to 75kW/150A direct on TeSys Deca series of Motor Starters



> TeSys Giga Series

For large motors up to 450kW/800A direct on TeSys Giga Series



> TeSys Ultra Series

The most compact totally coordinated solution for Motor Starters. For Direct On Line or Reversing Motor Control and Drive Protection upto 18.5kW/38 A on TeSys Ultra series



> TeSys Island Series

Digitally powered monitoring, control and protection of electrical motors up to 37kW/80 A on TeSys Island Series



Atithi

TeSys Control

TeSys K

Control Relays - K Model (AC & DC Control)



- Conformance IEC, UL, CSA, CE Marking
- Inbuilt 4 auxiliary contacts
- 10A thermal rating
- Available with AC (50/60Hz Dual frequency), DC & DC low consumption coil options

No of Poles	AC Control Reference	Unit MRP [₹]	DC Control Reference (4)	Unit MRP [₹]	DC low consumption Reference (1) (2) (3)	Unit MRP [₹]
2NO + 2NC	CA2KN22*	1700	CA3KN22**	2345	CA4KN22***	2905
3NO + 1NC	CA2KN31*		CA3KN31**		CA4KN31***	
4NO	CA2KN40*	CA4KN40***				

(1) Compatible with PLC outputs

(2) Wide range coil (0.7...1.25Uc), suppressor fitted as standard

(3) 2 pole auxiliary contact block can be mounted additionally

(4) Optional in-built surge suppressor available

Power Contactors - K Model (3 Pole AC & DC Control)



- Conformance to IEC, UL, CSA
- Current Rating : 6A to 16A, AC-3 duty
- 1NO or 1NC inbuilt auxiliary contact
- Available in 3P & 4P version
- Available with AC (50/60Hz Dual frequency), DC & DC low consumption⁽⁵⁾ coil options

[le] Rated Operational Current (A)	Motor Power (kW)	Auxiliary Contacts	AC Control Reference	Unit MRP [₹]	DC Control Reference ⁽⁵⁾	Unit MRP [₹]
6	3	1NC	LC1K0601*	1430	LP1K0601**	2210
		1NO	LC1K0610*		LP1K0610**	
9	5.5	1NC	LC1K0901*	1495	LP1K0901**	2405
		1NO	LC1K0910*		LP1K0910**	
12	7.5	1NC	LC1K1201*	1690	LP1K1201**	2790
		1NO	LC1K1210*		LP1K1210**	
16	10	1NC	LC1K1601*	1995	-	-
		1NO	LC1K1610*		-	-

(5) For low consumption offer, please contact regional sales office

Reversing Contactors - K Model



- Conformance to IEC, UL, CSA, CE
- Current Rating : 6A to 16A, AC-3 duty
- 1NO or 1NC inbuilt auxiliary contact
- Available in 3P & 4P version
- Available with AC(50/60Hz Dual frequency), DC & DC low consumption⁽⁶⁾ coil options

[le] Rated Operational Current (A)	Motor Power (kW)	Auxiliary Contacts	AC Control Reference	Unit MRP [₹]
6	3	1NC	LC2K0601*	4755
		1NO	LC2K0610*	
9	5.5	1NC	LC2K0901*	5075
		1NO	LC2K0910*	
12	7.5	1NC	LC2K1201*	5230
		1NO	LC2K1210*	
16	10	1NC	LC2K1601*	7030
		1NO	LC2K1610*	

* Reference to be completed by adding coil voltage code

(6) For current rating and ref please contact Customer Care

Coil Voltage Code

Type	Voltage	24	48	72	110	220	415
AC*	CA2KN, LC1-K06 to K16, 50/60Hz	B7	-	-	F7	M7	N7
	LC2-K06 to K16, 50/60Hz	-	-	-	F7	M7	N7
DC**	CA3KN, LP1-K06 to K12	BD	-	-	FD	MD	-
	DC low consumption*** CA4KN	BW3	EW3	SW3	-	-	-

Note: (1) For Non standard coil voltage (Except 110, 240 V AC and 24 V DC) prices please contact customer care.

(2) Reference to be completed by adding coil voltage code and recommended to check availability with Customer Care team rating.

Please contact Customer Care Center for Stockable and Non stockable status of references.

NORMAL STOCK ITEMS

W.E.F. January 30th, 2023

TeSys Control

TeSys K

Accessories - K Model

Description	Mounting	Contacts	Reference	Unit MRP [₹]
Auxiliary contact block	Front	2NC	LA1KN02	770
		1NO + 1NC	LA1KN11 <input checked="" type="checkbox"/>	705
		2NO	LA1KN20	770
		4NC	LA1KN04	1190
		1NO + 3NC	LA1KN13	
		2NO + 2NC	LA1KN22 <input checked="" type="checkbox"/>	
		3NO + 1NC	LA1KN31	
		4NO	LA1KN40	

Description	Control Voltage	Range	Reference	Unit MRP [₹]
On Delay Electronic Timer	24..48V AC/DC	1..30S	LA2KT2E ⁽¹⁾	3890
	110..240V AC	1..30S	LA2KT2UA ⁽¹⁾	

Description	Coil Voltage	Reference	Unit MRP [₹]
Surge Suppressor - RC Circuit	220..250V AC	LA4KA1U*	1215
Surge Suppressor - Varistor	130..250V AC/DC	LA4KE1UG*	
Surge Suppressor - Varistor	50..129V AC/DC	LA4KE1FC*	

* Lot size 5

(1) Front mounted with common point changeover contact

Atithi

Please contact Customer Care Center for Stockable and Non stockable status of references.

NORMAL STOCK ITEMS

W.E.F. January 30th, 2023

TeSys Control

TeSys Deca

The next-generation TeSys Deca series motor starters offer a reliable and robust solution for a faster machine time-to-market. It has a new modern look & feel and is designed to meet the requirements of Electro domestic applications. Ease of operation and reliability is guaranteed with the new multi-standard screws. Digital customer experience is enhanced with a QR embedded from product to packaging.

TeSys Deca Control Contactors (AC & DC Control)



- Conformance to IEC, UL, CSA
- 5 inbuilt auxiliary contacts, in just 2 variants
- Available with AC (50/60Hz Dual frequency), DC & DC low consumption coil options
- High Operating ambient temperature upto 60 Deg C
- Inbuilt surge suppressor for DC & DC low consumption

No of Poles	AC Control Reference	Unit MRP [₹]	DC Control Reference ⁽²⁾	Unit MRP [₹]	DC low consumption Reference ^{(1) (2) (3)}	Unit MRP [₹]
3NO + 2NC	CAD32*	1810	CAD32**	2590	CAD32***	3240
5NO	CAD50*		CAD50**		CAD50***	

(1) Compatible with PLC outputs

(2) Wide range coil (0.7...1.25Uc), suppressor fitted as standard

(3) 2 pole auxiliary block can be mounted

TeSys Deca Power Contactors (3P AC & DC)



- Conformance to IEC, UL, CSA
- Current Rating : 9A to 150A
- Available with AC (50/60Hz Dual frequency), DC & DC low consumption coil options
- High Operating ambient temperature, no derating upto 60 Deg C
- Inbuilt 1NO + 1NC auxiliary contacts upto 150A
- High electrical and mechanical life
- Fuse-less Type 2 Co-ordination Charts available
- EverLink® terminal for 40, 50, 65 & 80A contactors
- Inbuilt surge suppressor in DC coil for 9-80A

[le] Rated Operational Current AC-1	AC-3 Duty			Auxiliary Contacts	AC Control Reference	Unit MRP [₹]	DC Control Reference ⁽¹⁾	Unit MRP [₹]
	kW	HP	A					
25	4	5.5	9	1NO + 1NC	LC1D09* <input checked="" type="checkbox"/>	1815	LC1D09** <input checked="" type="checkbox"/>	2865
	5.5	7.5	12	1NO + 1NC	LC1D12* <input checked="" type="checkbox"/>	2040	LC1D12** <input checked="" type="checkbox"/>	3225
32	9	12.5	18	1NO + 1NC	LC1D18* <input checked="" type="checkbox"/>	2370	LC1D18** <input checked="" type="checkbox"/>	3970
40	11	15	25	1NO + 1NC	LC1D25* <input checked="" type="checkbox"/>	2930	LC1D25** <input checked="" type="checkbox"/>	5020
	15	20	32	1NO + 1NC	LC1D32* <input checked="" type="checkbox"/>	5700	LC1D32** <input checked="" type="checkbox"/>	10235
50	18.5	25	38	1NO + 1NC	LC1D38* <input checked="" type="checkbox"/>	8220	LC1D38** <input checked="" type="checkbox"/>	12095
	22	30	40	1NO + 1NC	LC1D40A* <input checked="" type="checkbox"/>	8625	LC1D40A#	14490
80	25	35	50	1NO + 1NC	LC1D50A* <input checked="" type="checkbox"/>	11240	LC1D50A#	18180
80	37	50	65	1NO + 1NC	LC1D65A* <input checked="" type="checkbox"/>	15595	LC1D65A#	20615
80	37	50	80	1NO + 1NC	LC1D80A* <input checked="" type="checkbox"/>	19490	LC1D80A#	25025
	45	60	80	1NO + 1NC	LC1D80* <input checked="" type="checkbox"/>	23585	LC1D80**	28000
125	45	60	95	1NO + 1NC	LC1D95* <input checked="" type="checkbox"/>	25100	LC1D95**	30685
	59	80	115	1NO + 1NC	LC1D115* <input checked="" type="checkbox"/>	30890	LC1D115**	36265
250	80	110	150	1NO + 1NC	LC1D150* <input checked="" type="checkbox"/>	38615	LC1D150**	43520

* Prices indicated above are for standard coil voltage rating, for non-standard coil rating please check the prices with Customer Care

Please contact Customer Care Center for Stockable and Non stockable status of references.

NORMAL STOCK ITEMS

W.E.F. January 30th, 2023

TeSys Control

TeSys Deca

TeSys Deca Power Contactors (3 Pole DC Low Consumption)

Now available upto 80A with the TeSys Deca Green Low Consumption offer

[Ie] Rated Operational Current AC-1	kW	Motor Power AC-3 HP	A	Auxiliary Contacts	Reference	Unit MRP [₹]
25	4	5.5	9	1NO + 1NC	LC1D09**** <input checked="" type="checkbox"/>	3145
	5.5	7.5	12	1NO + 1NC	LC1D12**** <input checked="" type="checkbox"/>	3520
32	9	12.5	18	1NO + 1NC	LC1D18**** <input checked="" type="checkbox"/>	5380
40	11	15	25	1NO + 1NC	LC1D25**** <input checked="" type="checkbox"/>	6555
50	15	20	32	1NO + 1NC	LC1D32**** <input checked="" type="checkbox"/>	11210

[Ie] Rated Operational Current AC-1	kW	Motor Power AC-3 HP	A	Auxiliary Contacts	Reference	Unit MRP [₹]
60	22	30	40	1NO + 1NC	LC1D40A#	14490
80	25	35	50	1NO + 1NC	LC1D50A#	18180
80	37	50	65	1NO + 1NC	LC1D65A#	20615
80	37	50	80	1NO + 1NC	LC1D80A#	25025

* Reference to be completed by adding coil voltage code and recommended to check availability with Customer Care team

TeSys Deca Power Contactors (4 Pole AC & DC Control)



- Conformance to IEC, UL, CSA
- Current Rating : 20A to 250A, AC-1 Rating
- Available with AC (50/60Hz Dual frequency), DC & DC low consumption (1) coil options
- High Operating ambient temperature, no derating upto 60 deg C

[Ie] Rated Operational Current AC-1	Poles Composition	AC Control Reference	Unit MRP [₹]	DC Control Reference	Unit MRP [₹]
20	4NO	-	-	LC1DT20**	3450
	2NO + 2NC	-	-	LC1D098**	3755
25	4NO	-	-	LC1DT25**	4140
	2NO + 2NC	-	-	LC1D128**	5405
32	4NO	-	-	LC1DT32**	4550
	2NO + 2NC	-	-	LC1D188**	6155
40	4NO	-	-	LC1DT40**	7135
	2NO + 2NC	-	-	LC1D258**	9405
60	4NO	-	-	LC1DT60A#	14280
	2NO + 2NC	-	-	LP1D40008**	18765

[Ie] Rated Operational Current AC-1	Poles Composition	AC Control Reference	Unit MRP [₹]	DC Control Reference	Unit MRP [₹]
80	4NO	-	-	LC1DT80A#	21300
	2NO + 2NC	-	-	LP1D65008**	25225
125	4NO	-	-	LP1D80004**	27325
	2NO + 2NC	-	-	LP1D80008**	31530
250	4NO	LC1D1150046*	34440	LC1D1150046**	38260

* Prices indicated above are for standard coil voltage rating, for non-standard coil rating please check the prices with Customer Care

Coil Voltage Code

Type	Voltage	24	48	72	110	220	415
AC*	CAD, LC1D09-D150 50/60 Hz	B7	-	-	F7	M7	N7
	LC1D1150046 50/60 Hz	-	-	-	F7	M7	N7
DC**	CAD, LC1D09-D38, LC1D80-D150	BD	-	-	FD	MD	-
	LC1DT20-DT40, LC1D098-D258, LP1D40-D80, LC1D115	BD	-	-	FD	MD	-
DC Low Consumption***	CAD	BL	-	-	FL	ML	-
	LC1D09-D32	BL	EL	SL	-	-	-

Type	Voltage	24V DC Low consumption	24-60V AC/DC	48-130V AC/DC	100-250V AC/DC
TeSys Deca Green#	LC1D40A-80A, LC1DT60A-DT80A	BBE	BNE	EHE	KUE

Note: Please contact Customer Care for 4 Pole AC coil contactor details

For Non standard coil voltage prices please contact customer care

(1) For current rating and ref please contact Customer Care

(2) Reference to be completed by adding coil voltage code and recommended to check availability with Customer Care team

Please contact Customer Care Center for Stockable and Non stockable status of references.

NORMAL STOCK ITEMS

W.E.F. January 30th, 2023



TeSys Deca Green

The Revolutionary Electronic Coil Contactor



Complete range in 3 frame sizes:

09-12-18A

25-32-38A

40-50-65-80A

 -80%

Up to 80% less energy consumption than a traditional electromechanical motor starter

10X Reduction
in references

Only 3 references to cover the complete voltage range for AC and DC

 -35%

Highest currents in smallest size, e.g.

PLC Compatible

Direct connection to a PLC without the need for an interposing relay

SEMIF47

High uptime thanks to wide band coil with high resistance to voltage surges/SEMIF47 conform



Scan to see TeSys Deca Green under voltage performance.

TeSys Control

TeSys Deca

TeSys Deca Green Contactor (3 Pole AC/DC Universal Coil)



- Current Rating: 9-65A
- Universal AC/DC coil from 24 - 250V
- Special low consumption offer from 40-80A
- Fuseless Type 2 Co-ordination charts available

The Revolutionary Electronic Coil Contactor

[Ie] Rated Operational Current AC-1	AC-3 Duty (Long Life)			Auxiliary Contacts	Reference	Unit MRP [₹]
	kW	HP	A			
25	4	5.5	9	1NO + 1NC	LC1D09*	3735
	5.5	7.5	12	1NO + 1NC	LC1D12*	3870
32	9	12.5	18	1NO + 1NC	LC1D18*	5110
40	11	15	25	1NO + 1NC	LC1D25*	6100
50	15	20	32	1NO + 1NC	LC1D32*	12395
	18.5	25	38	1NO + 1NC	LC1D38*	13375
60	22	30	40	1NO + 1NC	LC1D40A*	14490
80	25	35	50	1NO + 1NC	LC1D50A*	18180
80	37	50	65	1NO + 1NC	LC1D65A*	20615

TeSys Deca Green Power Contactors (4 Pole AC & DC Control)

[Ie] Rated Operational Current AC-1	Poles Composition	Auxiliary Contacts	DC Control Reference	Unit MRP [₹]
60	4NO	1NO + 1NC	LC1DT60A*	14280
80	4NO	1NO + 1NC	LC1DT80A*	21300

Coil Voltage Code

Type	Voltage	24-60V AC/DC	48-130V AC/DC	100-250V AC/DC
AC/DC*	LC1D09 - D38, LC1D40A - 80A, LC1DT60A - 80A	BNE	EHE	KUE
24V DC Low Consumption*	LC1D40A - 80A, LC1DT60A - 80A	BBE (24V DC only)	-	-

* Reference to be completed by adding coil voltage code and recommended to check availability with Customer Care team



Check the features of
the TeSys Deca Green



Please contact Customer Care Center for Stockable and Non stockable status of references.

NORMAL STOCK ITEMS

W.E.F. January 30th, 2023

TeSys Control

TeSys Deca

Description	For use with	Reference	Unit MRP [₹]
Power connection accessories			
Terminal block	For supply to one or more GV2 G busbar sets	GV1G09	2235
Set of 63A busbars for parallelling of contactors	2 contactors LC1D09...D18 or D25...D38	GV2G245	2165
	4 contactors LC1D09...D18 or D25...D38	GV2G445	3405
Set of 115A busbars for parallelling of contactors	2 contactors LC1D40A...D80A	GV3G264	3890
	3 contactors LC1D40A...D80A	GV3G364 ⁽¹⁾	2080
Set of S-shape busbars	For circuit breakers GV3P** & GV3L** and contactors LC1 D40A...D65A	GV3S	1555

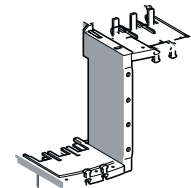
**Not applicable for GV3P/GV3L 73A and 80A



GV2G245



GV1G09



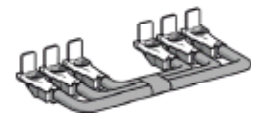
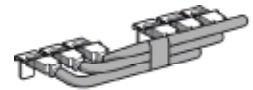
GV3S

Description	For use with	Reference	Unit MRP [₹]
Mechanical interlock	LC1D09 to D38(1)	LAD9V2	795
	LC1D40A to D65A(1)	LAD4CM	1620
	LC1D80 and D95 (for AC control voltage)	LA9D4002	3545
	LC1D80 and D95 (for DC control voltage)(2)	LA9D8002	5280
	LC1D115 and D150(2)	LA9D11502	5355

(1) With this set of busbars, any one contactor can be supplied directly by its EverLink® double cage power terminal block. The other two contactors are supplied by the busbar set. The 115A limitation is therefore applied to these two contactors.

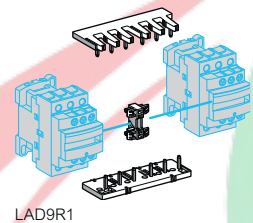
(2) With electrical interlock

Description	For use with	Reference	Unit MRP [₹]
Power Connection for Reversing			
Kit Comprising :		LAD9V5	660
1. A set of parallel bars	LC1D09 to D38	LAD9V6	825
2. A set of reverser bars.	LC1D40A to D80A	LA9D65A69	3445
	LC1D80 and D95 (for AC control voltage)	LA9D8069	7370
	LC1D80 and D95 (for DC control voltage)	LA9D8069	7370
	LC1D115 and D150	LA9D11569	12260

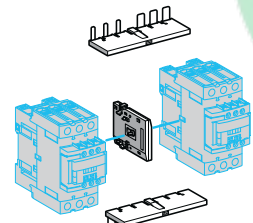


LA9 D8069

Description	For use with	Reference	Unit MRP [₹]
Reversing Kit			
Kit Comprising :			
1. A mechanical interlock LAD 9V2 with electrical interlocking LAD 9V1	LC1D09 to D38	LAD9R1V	1655
2. A set of power connections LAD 9V5 (parallel) and LAD 9V6 (reversing).			
Kit Comprising :			
1. A mechanical interlock LAD 9V2 without electrical interlocking	LC1D09 to D38	LAD9R1	1640
2. A set of power connections LAD 9V5 (parallel) and LAD 9V6 (reversing).			
Kit Comprising :			
1. A mechanical interlock LAD 4CM	LC1D40A to D80A	LAD9R3	3930
2. A set of power connections LA9 D65A69.			



LAD9R1



LAD9R3

Description	For use with	Reference	Unit MRP [₹]
Star Delta Kit			
Time delay contact block LAD S2 (LC1D09...D80),	LC1D09 and D12	LAD91217	6215
Power circuit connections (LC1D09...D80),	LC1D18 to D32	LAD93217	7995
Hardware required for fixing the contactors onto the mounting plate (LC1D80)	LC1D40A and D50A	LAD9SD3	16155
	LC1D80	LA9D8017	17940



LAD91217



LAD9SD3



LA9D8017

Please contact Customer Care Center for Stockable and Non stockable status of references.

✓ NORMAL STOCK ITEMS

W.E.F. January 30th, 2023

TeSys Control

TeSys Deca

Description	Time Delay Range	Timer Type	Reference	Unit MRP [₹]
On delay timer ^{(1) (2)}	15...30 s	on delay	LA4DT2U	5965
On delay timer ^{(1) (2)}	0.1...2 s	on delay	LA4DT0U	
On delay timer ^{(1) (2)}	25...500 s	on delay	LA4DT4U	6685
Relay interface module - 24V DC ^{(1) (2)}	-	-	LA4DFB	5495

(1) For LC1 D09...38A (3P, AC coils only) add mounting adaptor LAD4BB and for LC1 D40A...65A (3P, AC coils only), add mounting adaptor LAD4BB3.

(2) For LC1D80...150 (3P), direct mounting, for 100-250V AC Coils only.

Description	For use with	Reference	Unit MRP [₹]
TeSys Deca Model Mechanical Latch Blocks			
Front, Clip-on	LC1D09...D38 (a or c) LC1DT20...DT40 (a or c) LC1D40A...D65A (3P a or c) LC1DT60A and DT80A (4P a or c)	LAD6K10*	7170
	LC1D80...D150 (3P a) LC1D80 and D115 (3 P c) LC1D80 (4 P a) LC1D80 and D115 (4 P a) LP1D80 and LC1D115 (4 P c)	LA6DK20*	7485

* Reference to be completed by adding coil voltage code and recommended to check availability with Customer Care team

Coil Voltage Code

VOLTAGE (AC/DC)	24	42/48	110/127	220/240	380/415
Code	B	E	F	M	Q

Spare Coils TeSys Deca Model

Product Compatibility	Reference
AC Coils	
CAD, LC1-D09...D38, DT20..40	LXD1*
LC1D40A, D50A, D65A & LC1DT60A, DT80A	LXD3*
D80 & D95 (3P & 4P)	LX1D6*
LC1-D115, D150	LX1D8*
DC Coils	
LC1-D80-D95	LX4D7**
LC1-D115, D150	LX4D8**

* Reference to be completed by adding coil voltage code and recommended to check availability with Customer Care team

Coil Voltage Code

Type	Voltage (V)	24	110	220	415
AC*	CAD, LC1-D09...D38, DT20..40, LC1 - D150, LC1D40A, D50A, D65A & LC1DT60A, DT80A, LC1D150 LC1D80, D95, D115	B7	F7	M7	N7

Please contact Customer Care Center for Stockable and Non stockable status of references.

NORMAL STOCK ITEMS

W.E.F. January 30th, 2023

TeSys Control

TeSys Deca

Accessories

Description	For use With	Contacts	Reference	Unit MRP [₹]			
Add On Blocks							
Additional instantaneous auxiliary contact blocks	LC1D09 ...LC1D150 & LC1F*	Front Mounted	1NO + 1NC	LADN11	535		
			2NO	LADN20 ✓			
			2NC	LADN02		845	
			2NO + 2NC	LADN22 ✓		965	
			4NC	LADN04	1400		
			4NO	LADN40 ✓			
			1NO + 3NC	LADN13	965		
			3NO + 1NC	LADN31 ✓			
			LC1D80..LC1D95 & LC1F	Front Mounted	1NO	LADN10	470
					1NC	LADN01	

Description		Contacts	Reference	Unit MRP [₹]
Add On Blocks				
Additional instantaneous auxiliary contact blocks	Side Mounted (1)	1NO + 1NC	LAD8N11	2020
		2NO	LAD8N20	
Pneumatic timer blocks front mounted	ON delay	1NO + 1NC 0.1..3s	LADT0	3845
		1NO + 1NC 0.1..30s	LADT2	
		1NO + 1NC 10..180s	LADT4	
	OFF delay	1NO + 1NC 1..30s (2)	LADS2 ✓	4105
		1NO + 1NC 0.1 ..3s	LADR0	3845
		1NO + 1NC 0.1 ..30s	LADR2 ✓	
		1NO + 1NC 10..180s	LADR4	

(1) Suitable for mounting on TeSys Deca range AC Coil Contactors and Control Relays only

(2) With Switching time of 40 ms between opening of the NC contact and closing of the NO contact recommended for Star - Delta Starters

Accessories compatibility

Contactors		Instantaneous Auxiliary Contacts					Time delay Front Mounted	
Type	Number of Poles and Size	Side mounted	Front mounted					
			1 contact	2 contact	4 contacts			
AC & AC/DC	LC1D09...D38	1 on LH side	and	-	1	or 1	or 1	
	LC1D40A...D80A	1 on LH or 1 on RH side	and	-	1	or 1	or 1	
	3P LC1D80 and D95A (50/60 Hz)	1 on each side	or	2	and 1	or 1	or 1	
	LC1D80 and D95A (50 or 60 Hz)	1 on each side	and	2	and 2	or 1	or 1	
	LC1D115 and D150	1 on LH side	and	-	1	or 1	or 1	
	4P	LC1DT20...DT40	1 on LH side	and	-	1	or 1	or 1
		LC1DT60A and DT80A	1 on LH or 1 on RH side	and	-	1	or 1	or 1
		LC1D40008, D65008 and D80	1 on each side	or	1	or 1	or 1	or 1
		LC1D115	1 on each side	and	1	or 1	or 1	or 1
		LC1D09...D38	-	-	-	1	or 1	or 1
DC	3P LC1D40A...D80A	-	-	-	1	or 1	or 1	
	LC1D80 and D95	-	-	1	or 1	or 1	or 1	
	LC1D115 and D150	1 on LH side	and	-	1	or 1	or 1	
	LC1DT20...DT40	-	-	-	1	or 1	or 1	
	4P LC1DT60A and DT80A	-	-	-	1	or 1	or 1	
	LC1D40008, D65008 and D80	-	-	2	and 1	or 1	or 1	
	LC1D115	1 on each side	-	-	and 1	or 1	or 1	
LC (3)	3P LC1D09...D38	-	-	-	1	-	-	
	3P LC1DT20...DT40	-	-	-	1	-	-	

(3) LC : Low consumption

Please contact Customer Care Center for Stockable and Non stockable status of references.

✓ NORMAL STOCK ITEMS

W.E.F. January 30th, 2023

TeSys Control

TeSys Deca

Accessories

Description	For use with	Reference	Unit MRP [₹]
For Contactor D115/150			
Contacts set - 3P	LC1D115	LA5D1158031	23480
Contacts set - 3P	LC1D150	LA5D150803	24340
Contacts set - 4P	LC1D1150046	LA5D115804	32365

Product Compatibility	Fixing	Control Circuit Voltage	Suppressor Type	Reference	Unit MRP [₹]
Coil Suppressor Modules					
LC1D12...D25 (4P)	Screw	110...240V AC	RC Circuit AC	LA4DA1U	1840
LC1D12...D25 (4P)		12...250V DC	Diode DC	LA4DC1U	2060
LC1D09...D38, LC2D09...D38, LC1DT20...DT40, LC2DT20...DT40 (3P)		24...48V AC	Varistor AC/DC	LAD4VE	1785
		24...48V AC 400Hz	RC Circuit AC	LAD4RCE	1615
		50...127V AC 200Hz	RC Circuit AC	LAD4RCG	1615
		110...240V AC 100Hz	RC Circuit AC	LAD4RCU <input checked="" type="checkbox"/>	1785
CAD		110...250V AC	Varistor AC/DC	LAD4VU	1785
LC1D80, LC1D95, LC2D80, LC2D95 (3P) LC2D80 (4P), LC1D40008, LC1D65008		24...250V DC	Diode DC	LA4DC3U	1840
		110...250V AC	Varistor AC/DC	LA4DE2U	1760
		24...48V AC 400Hz	RC Circuit AC	LA4DA2E	1760
		50...127V AC 200Hz	RC Circuit AC	LA4DA2G	2775
		110...240V AC 100Hz	RC Circuit AC	LA4DA2U	1840
		380...415V AC 150Hz	RC Circuit AC	LA4DA2N	2775
		24...48V DC	Varistor AC/DC	LA4DE3E	1840

Please contact Customer Care Center for Stockable and Non stockable status of references.

NORMAL STOCK ITEMS

W.E.F. January 30th, 2023

TeSys Control

TeSys Deca

Modular marking system simplifies identification of standard contactors in the control panel to enhance visibility of the safety chain

Simple, customisable modular marking system

Standard TeSys Deca contactors

Easy-to-attach covers:



Auxiliary blocks with safety chain identification also available for more contact points:



Flexibility to customise contactors included in the safety chain during panel building



Simpler and faster maintenance with 100% visibility



Safety covers and auxiliary blocks prevent screwdriver contact with poles

Standard TeSys Ultra motor starters

Translucent labels to identify safety-chain devices:



Complete safety-chain identification system

TeSys Deca range

Retrofit contactor safety covers



LAD9ET1S
9A upto 65A



LAD9ET3S
80A to 95A



LAD9ET4S
110A to 150A



LADN22S
2NO + 2NC

Also available for CAD32/CAD50

TeSys Ultra range

Retrofit identification label



LU9ET1S

Built in Safety

TeSys Ultra motor starters are certified according to IEC 60947-4-1 for safety applications thanks to integrated mirror contact

Description	For use with	Reference	Unit MRP [₹]
Red Cover (For safety chain indication)	LC1D09...D65A and DT20 .. DT80A	LAD9ET1S	765
Auxiliary Contact block with red front face- for safety chain indication	2NO + 2NC	LADN22S	1090

Please contact Customer Care Center for Stockable and Non stockable status of references.

NORMAL STOCK ITEMS

W.E.F. January 30th, 2023



New TeSys Giga Contactors and Relays Futuristic ready...

- **New generation** of high power contactors..115-800 A (AC-3)
- Advanced contact wear diagnostic for **predictive maintenance**
- **Modular design** for easy maintenance and short down times
- **Compact** design for less installation space consumption
- Less product references for **easier selection** and **reduced inventory**
- Right choice for a wide range of **demanding applications!!**



se.com/in/TeSys

TeSys Control

TeSys Giga

A comprehensive range of TeSys Giga Contactors that are available in 'Advanced' and 'Standard' versions, in 3 sizes, covering several ratings.
A common range of auxiliary contacts and accessories, enabling high flexibility and simplicity.

> TeSys Giga Contactors - Standard version



Power & control

- 3 or 4 power poles
- 115 to 800A (AC-3)
- 200 to 1050A (AC-1)
- Embedded 1 NO + 1 NC auxiliary contacts
- Push-in type terminals for coils & control

Remote control

- 48-130V, 100-250V AC/DC coils
- Wide voltage range coils (direct coil control)
- Embedded surge-suppressor

Diagnostic

- Embedded wear diagnostic
- Embedded control voltages diagnostic
- Self diagnosis function
- Local alarm signaling (LED)

Mounting

- 'Cabling memory' adapter enables maintenance without removing power cables and busbar connections. (Provided as an accessory in standard version)

> TeSys Giga Contactors - Advanced version



Power & control

- 3 or 4 power poles
- 115 to 800A (AC-3)
- 200 to 1050A (AC-1)
- Embedded 1 NO + 1 NC auxiliary contacts
- Push-in type terminals for coils & control

Remote control

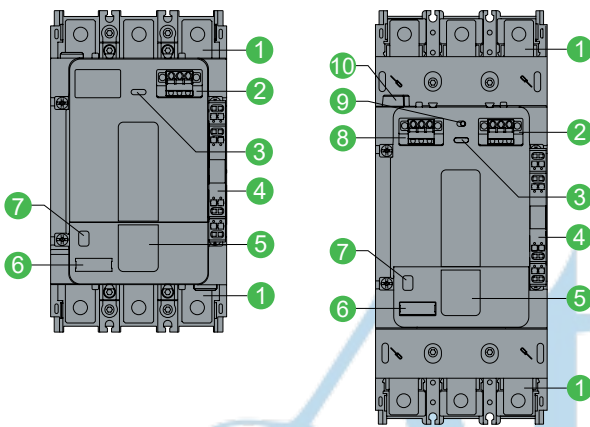
- 24-48V, 48-130V, 200-500V AC/DC coils
- Low consumption coils
- Wide voltage range coils (direct coil control)
- Digital control input (PLC output digital coil control)
- Embedded surge suppressor

Diagnostic

- Embedded wear diagnostic
- Embedded control voltages diagnostic
- Self diagnosis function
- Local alarm signaling (LED)
- Remote wear diagnostic signaling kit (accessory)

Mounting

- 'Cabling memory' adapter enables maintenance without removing power cables and busbar connections. (Provided as default in advanced version)



Standard (*N) version

Advanced (*A) version

- 1 Power connection (cable memory kit provided with Advanced version contactor)
- 2 A1-A2 coil terminal
- 3 Contact wear diagnosis LED
- 4 1 NO + 1 NC auxiliary contact
- 5 QR code
- 6 Label holder
- 7 Status indicator
- 8 PLC control terminal
- 9 PLC control ON/OFF switch
- 10 Connector for Remote Wear Diagnostic (RWD) module

*Product references finishing by A or N.

TeSys Control

TeSys Giga

TeSys Giga Power Contactors (3 Pole AC and DC)



Future ready:

Continuous local and remote monitoring of contact wear optimizes the predictive maintenance by allowing you to replace contacts only when necessary, facilitated by diagnostic visual indicator.

- Current Rating: 115-800⁽¹⁾ A AC3 rating; and AC1 upto 1050⁽¹⁾ A
- Universal AC/DC electronic wideband coil
- Fuseless Type 2 Co-ordination charts as per IEC60947-4-1 available
- Conformity to International Standards – IEC, UL, CSA, CE

[Ie] Rated Operational Current AC-1	Motor Power (Long Life) AC-3			Standard version Reference	Unit MRP [₹]	Advanced version Reference	Unit MRP [₹]
	kW	HP	A				
250	59	80	115	LC1G115***N	29540	LC1G115***A	On Request
275	80	110	150	LC1G150***N	37665	LC1G150***A	
305	100	135	185	LC1G185***N	46680	LC1G185***A	
330	110	150	225	LC1G225***N	50230	LC1G225***A	
385	140	190	265	LC1G265***N	61740	LC1G265***A	
440	180	245	330	LC1G330***N	74660	LC1G330***A	
550	220	300	400	LC1G400***N	90235	LC1G400***A	
700	280	380	500	LC1G500***N	125180	LC1G500***A	

TeSys Giga Power Contactors (4 Pole AC and DC)

[Ie] Rated Operational Current AC-1	Power Pole Composition	Standard version Reference	Unit MRP [₹]	Advanced version Reference	Unit MRP [₹]
275	4 NO	LC1G1504***N	55765	LC1G1504***A	
305	4 NO	LC1G1854***N	69680	LC1G1854***A	
330	4 NO	LC1G2254***N	81850	LC1G2254***A	
385	4 NO	LC1G2654***N	91515	LC1G2654***A	
440	4 NO	LC1G3304***N	106500	LC1G3304***A	
550	4 NO	LC1G4004***N	132360	LC1G4004***A	
700	4 NO	LC1G5004***N	195050	LC1G5004***A	

Standard Coil Reference(***N)	Voltages (AC/DC)
EHEN	48-130
KUEN	100-250
Standard Coil Reference(***A)	Voltages (AC/DC)
LSEA ⁽¹⁾	200-500
BEEA ^{(1) (2)}	24-48

- 1: Advanced version (Price on request)
2: Available upto 500 A

Accessories - TeSys Giga

Add On Blocks	Push In Type Terminal	Position	Contacts	Reference	Unit MRP [₹]
Auxiliary contact module	1st left or 1st right	Side Mounted ⁽¹⁾	1 NO+1NC	LAG8N113P	1325
		Side Mounted	2 NO	LAG8N203P	1720
	2nd left or right	Side Mounted	1 NO+1NC	LAG8N113	1325
		Side Mounted	2 NO	LAG8N203	1720

(1) Always supplied with TeSys Giga LC1G contactors, fitted to the right side lateral face.

Mechanical interlock between contactors ⁽¹⁾	Reference	Unit MRP [₹]
For Use With Contactor		
Between Identical contactor frames	LA9G970	2420
Between LC1G(265-500) and LC1G(185-225)	LA9G971	
LC1G630 to LC1G800 and LC1G265 to LC1G500	LA9G972	On Request

(1) Maximum 3 auxiliary contacts can be installed between 2 contactors with mechanical interlock kit.



EcoStruxure™ Motor Control Configuration



Product Selector for TeSys Giga



EcoStruxure™ Motor Management Design

Please contact Customer Care Center for Stockable and Non stockable status of references.

NORMAL STOCK ITEMS

W.E.F. January 30th, 2023

TeSys H - Ultra Compact Hybrid Motor Starters

The most compact 3 KW / 400 V starter in the world



Up to 75 % of space reduction

- Ultra-compact 22.5 mm starter
- Reversing starter in the same width
- Maximum space savings for group starter architecture

Long electrical durability

- Suitable for high demanding application
- 30 000 000 of AC53a electrical cycles

> With printed QR code, referring directly to the product data sheet.

Easy Design

- Wide range setting motor protection
- Automatic, manual or remote reset after thermal trip
- Wide range of control voltage

Easy to integrate

- Direct mounting installation on DIN rail
- Control terminals on the upper side
- Power terminal on the lower side

It is recommended to check with Customer care team for selection, recommendation ,and availability of stockable and non stockable references








☑ NORMAL STOCK ITEMS

W.E.F. January 30th, 2023

TeSys Protection Range

TeSys has the most rugged and reliable solution to manage motors

Please find a quick range overview below

	TeSys Power		TeSys Protect				TeSys Active		
Feature	Motor Protection Circuit Breakers		Overload Relays		Multi function Relays		TeSys Ultra	TeSys T	TeSys Island
TeSys Range of Products	GV2P, GV4P GV3P, GV2ME	GV4PEM	LR2K, LRD, LR9D, LR9F	LR9G	EOCR				
									
Short circuit									
Causes of overheating									
Slight overload									
Locked rotor									
Ventilation fault With probes							With Probes	With Probes	
Abnormal temperature rise								With Probes	
Shaft bearing seizure									
Insulation fault					With CBCT				
Long starting time Adjustable Adjustable		Adjustable			Adjustable	Adjustable	Adjustable	Adjustable	
Heavy duty			LR9D only						
Voltage variation (Derived)									
Causes of phase variation									
Phase reversal									
Phase losses									
Phase imbalance									
Earth fault	GV4P only								
Historic fault, Pre-Alarming					Possible Pre alarm				



Protection Relays for Motor Safety

Providing Motor Safety
tailored to your needs



TeSys Protect

TeSys K, TeSys Deca, TeSys F, TeSys Giga

Thermal Overload Relays - TeSys K Series (Direct Mounting)



- Conformance to IEC, UL, CSA, CE
- Range : 0.1A to 16A
- Direct & Independent mounting
- Trip class 10A

Thermal Protection Adjustment	For Use With	For Use With	Unit MRP [₹]	
0.11...0.16	LC1K, LP1K, LP4K, LP2K, LC2K	LR2K0301	2455	
0.16...0.23		LR2K0302		
0.23...0.36		LR2K0303		
0.36...0.54		LR2K0304		
0.54...0.8		LR2K0305		
0.8...1.2		LR2K0306		
1.2...1.8		LR2K0307		
1.8...2.6		LR2K0308		
2.6...3.7		LR2K0310		
3.7...5.5		LR2K0312		
5.5...8		LR2K0314		
8...11.5		LR2K0316		
10...14		LR2K0321		
12...16		LR2K0322		2535

*Note: Terminal Block for Clip-on Mounting LA7K0064

Thermal Overload Relays - TeSys Deca Series




- Conformance to IEC, UL, CSA
- Range : 0.1A to 104A
- Higher operating temperature
- Tripping class 10A & 20 available
- Direct mounting on contactor is possible upto 95A

Thermal Protection Adjustment Range	For Use With	Reference*	Unit MRP [₹]		
LRD Model (Direct Mounting)					
0.1...0.16	GV2L03, LE03, LC1D09...LC1D38	LRD01	2470		
0.16...0.25		LRD02			
0.25...0.4		LRD03			
0.4...0.63		LRD04			
0.63...1		LRD05 ✓			
1...1.6		LRD06 ✓			
1.6...2.5		LRD07 ✓			
2.5...4		LRD08 ✓			
4...6		LRD10 ✓			
5.5...8		LRD12 ✓			
7...10		LRD14 ✓			
9...13		LRD16 ✓			
12...18		LRD21 ✓		2770	
16...24		GV2L22, LC1D25...D38		LRD22 ✓	2855
23...32		LC1D25...LC1D38, LC1D32		LRD32 ✓	4590
30...38	LC1D32, LC1D38	LRD35			
30...38	LC1D40A...D65a	LRD332			
23...32	LC1D80...LC1D95	LRD3353	5080		
30...40	LC1D40A...D65a	LRD340			
30...40	LC1D80...LC1D95	LRD3355			
37...50	LC1D40A...D65a	LRD350 ✓	6965		
	LC1D80...LC1D95	LRD3357	8330		
48...65	LC1D40A...D65a	LRD365	8940		
62...80	LC1D80A	LRD380	9325		
48...65	LC1D80...LC1D95	LRD3359	8940		
63...80	LC1D80...LC1D95	LRD3363	9700		
80...104	LC1D80, LC1D95	LRD3365	11975		

Please contact Customer Care Center for Stockable and Non stockable status of references.

✓ NORMAL STOCK ITEMS

Electronic Overload Relay - TeSys Deca Series



- Conformance to IEC, UL, CSA
- Range : 0.1A to 32A
- 5:1 Adjustment range
- High Operating Temperature
- Field selectable tripping class : 5,10, 20 & 30
- Type 1 & Type 2 Co-ordination chart available

Current Range	For Use With	Reference*	Unit MRP [₹]
0.1...0.5	LC1D09 - 38A Direct Mounting	LR9D01	11215
0.4...2.0		LR9D02	11515
1.6...8.0		LR9D08	
6.4...32		LR9D32	12880

*Note: For LR9D01 to LR9D32 - Terminal Block for Clip on Mounting LAD7B205.

Electronic Overload Relay - TeSys Giga Series



- Wide range of protection with only 4 references (28A to 630A)
- Switchable protection against ground fault and phase imbalance
- ON status and overload alarm signaling by LED
- Direct mounting of relay with contactors saving in panel space and installation time
- Selectable Trip class from 5E to class 30E to suit different application needs

Thermal Protection Adjustment Range	Reference	Unit MRP [₹]
28...115 A	LR9G115	19080
57...225 A	LR9G225	22260
125...500 A	LR9G500	26180
160...630 A	LR9G630*	on request

*Note:

- For LRD01...LRD35 - Terminal Block for clip-on Mounting LAD7B106
- For LRD33** - Terminal Block for clip-on Mounting LA7D3064 ✓
- For LRD332, LRD340, LRD350 & LRD365 - Connection block for separate mounting LAD96560
- The LRD relays can be used for AC or DC current up to 104A
- For long starting, Class 20 relays are available on request.
- Device for remote tripping and electrical reset is available on request.

Advanced Motor Protection

High performance protection
for your application



EOLR Electronic Overload Relay

- Precise Overload Protection
- Wide operating Range 5:1
- Higher Operating Temperature
- Selectable Trip Class



EOCR Electronic Over Current Relay

- Compact and Robust
- Advanced current protections
- Suitable for 1-phase and 3-phase applications
- Suitable for motors upto 400A
- Pass-through CT for electrical isolation

TeSys Protect

EOLR, EOCR

EOLR

Electronic Overload Relay

- Conformance to IEC, UL, CSA
- Range : 0.1A to 630A
- High Operating Temperature
- Field selectable tripping class : 5,10, 20 & 30
- Type 1 & Type 2 Co-ordination chart available

Current Range	For Use With	Reference*	Unit MRP [₹]
LR9-D Electronic Protection Relays			
0.1...0.5		LR9D01	11215
0.4...2.0	LC1D09 - 38A Direct Mounting	LR9D02	11515
1.6...8.0		LR9D08	
6.4...32		LR9D32	12880
LR9-G Electronic Protection Relays			
28...115		LR9G115	19080
57...225	LC1G115 - 630A Direct Mounting	LR9G225	22260
125...500		LR9G500	26180
160...630		LR9G630	On Request

Note: For LR9D01 to LR9D32 - Terminal Block for Clip on Mounting LAD7B205.

Analog EOCR

- Compact
- Protection against over current/phase loss/locked rotor (phase loss/locked rotor operates by over current)
- Manual (instant)/electrical reset
- NVR (No Volt Release) function / Fail Safe
- Suitable for single-phase / 3-phase motors
- LED (operation display and active current display)

EOCR SS

- Without Display



EOCR SS			
Current Range	Control Voltage	Reference	Unit MRP [₹]
0.5-6	24-240V AC/DC	EOCRSS-05S	6470
3-30	24-240V AC/DC	EOCRSS-30S	
5-60	24-240V AC/DC	EOCRSS-60S	

Note: 2 SPST output contacts

To order an EOCR-SS:

E 0 C R S S - 0 5 S

1 2

1	Current Setting Range	5	0.5-6A	For 60A or higher, combine 05 Type and an external CT (secondary 5A) for use
		30	3.0-30A	
		60	5.0-60A	
2	Operating Power Supply	S	24-240V AC/DC	
		W	380-440V AC	

Note: For a CT combination type, please write an accessory code from the CT Order Codes separately.

Protection Relay Selection Table

Features/product	EOLR		EOCR	
	LR9D/LR9G	SS/SSD	3DM2/FDM2	3MZ2/FMZ2/3BZ2/FBZ2
Precise Overload Protection (Inverse Time)				
Over Current Protection (Definite Time)				
Selectable Trip Clas 5-30				
Current Unbalance Protection	LR9G Only			
Locked Rotor, Phase Loss		*		
Under current Protection				
Ground Current Protection	LR9G Only			
Current Measurement	3CT	2CT	3CT	3CT
Current Display		#		
Direct Mounting on Contactor	\$			
Fault History				
Configurable protection functions				

* - over current based protection

- with SSD

\$ - upto 38 Amps

Possible solution

Ideal solution

EOCR SSD

- With Display (Operating Current & Trip Cause)



EOCR SSD			
Current Range	Control Voltage	Reference	Unit MRP [₹]
0.5-6	24-240V AC/DC	EOCRSSD-05S	9680
3-30	24-240V AC/DC	EOCRSSD-30S	
5-60	24-240V AC/DC	EOCRSSD-60S	

Note: 2 SPST output contacts

To order an EOCR-SS:

E 0 C R S S D - 0 5 S

1 2

1	Current Setting Range	5	0.5-6A	For 60A or higher, combine 05Type and an external CT (secondary 5A) for use
		30	3.0-30A	
		60	5.0-60A	
2	Operating Power Supply	S	24-240V AC/DC	
		W	380-440V AC	

Note: For a CT combination type, please write an accessory code from the CT Order Codes separately.

Please contact Customer Care Center for Stockable and Non stockable status of references.

NORMAL STOCK ITEMS

W.E.F. January 30th, 2023

TeSys Protect EOCR

Digital EOCR



Selection Table for Digital EOCR

3 D M 2 - W R D U W Z
 1 2 3 4 5 6

1	Digital Electronic Over-current Relay	3DM2/ FDM2	Without Ground Fault Protection
		3MZ2/ FMZ2	With Ground Fault Protection with External ZCT
		3BZ2/ FBZ2	With Ground Fault Protection inbuilt ZCT
	Built-in display	3●●2	Flush mounting display F●●2
No	Item	Type	Current Range
2	Standard	WR	0.5...80A
3	Relay Output	D	b (95-96), a(97-98), a(07-08) 3DM2, FDM2
		A	a(97-98): OL, a(57-58): GF
		C	b(95-96), a(97-98): OL/GF
		D	b(95-96) : OL, a(57-58): GF*
4	Control Power	B	AC/DC 24V
		U	AC/DC 100~240V
5	Wiring Method	W	Window-hole type*
		H	Bottom-hole type
6	Version	Z	New version

* Not Possible with 3BZ2/FBZ2

- Micro-controller unit based
- Real time processing / High precision
- Protections : Over current, Under current, Phase loss, Phase reversal, Stall, Jam, Current Imbalance, Earth fault (3MZ2/FMZ2/3BZ2/FBZ2)
- Current Rating - 0.5 to 400A
- Bar graph indication of a load current to the current setting.
- Ancillary functions : Fail safe, Accumulated running hour, 3 faults records & limitation of auto-restart.
- Individual phase I-THD monitoring
- Suitable low Frequency Operation
- Communication capable RS485 (Optional)

Digital EOCR				
Current Range	Control Voltage	Reference	Description	Unit MRP [₹]
0.5-80A	100-240V AC/DC	3DM2-WRDUWZ		20420
		3DM2-WRDUHZ	Without ground - fault protection	22085
		FDM2-WRDUWZ		
		FDM2-WRDUHZ		
		3MZ2-WRAUWZ		20695
		3MZ2-WRAUHZ		
		3MZ2-WRCUWZ		
		3MZ2-WRCUHZ		
		3MZ2-WRDUWZ		
		3MZ2-WRDUHZ	With ground - fault protection	
		FMZ2-WRAUWZ		24845
		FMZ2-WRAUHZ		
		FMZ2-WRCUWZ		
		FMZ2-WRCUHZ		
		FMZ2-WRDUWZ		
		FMZ2-WRDUHZ		
3BZ2-WRAUHZ		30040		
3BZ2-WRCUHZ	With ground - fault protection (inbuilt ZCT)	30525		
FBZ2-WRAUHZ				
FBZ2-WRCUHZ				

EOCR Accessories

ZCT - Ground Fault Protection			
Reference	Description	Unit MRP [₹]	
ZCT-035-Z	ZCT EP 35 mm	On Request	
ZCT-080-Z	ZCT EP 80 mm	8795	
ZCT-120-Z	ZCT EP 120 mm	14470	

Display Cable for FDM2/FMZ2/FBZ2			
Reference	Description	Unit MRP [₹]	
CABLE-RJ45-001Q	CABLE 1M	2365	

ZCT - Ground Fault Protection			
3CT - H1 - 100 - Z			
Reference	Description	Unit MRP [₹]	
H1-100-Z	Square 3CT 100:5	5200	
HH-150-Z	Square 3CT 150:5	6440	
H2-200-Z	Square 3CT 200:5	7100	
H3-300-Z	Square 3CT 300:5	7475	
H4-400-Z	Square 3CT 400:5	8795	

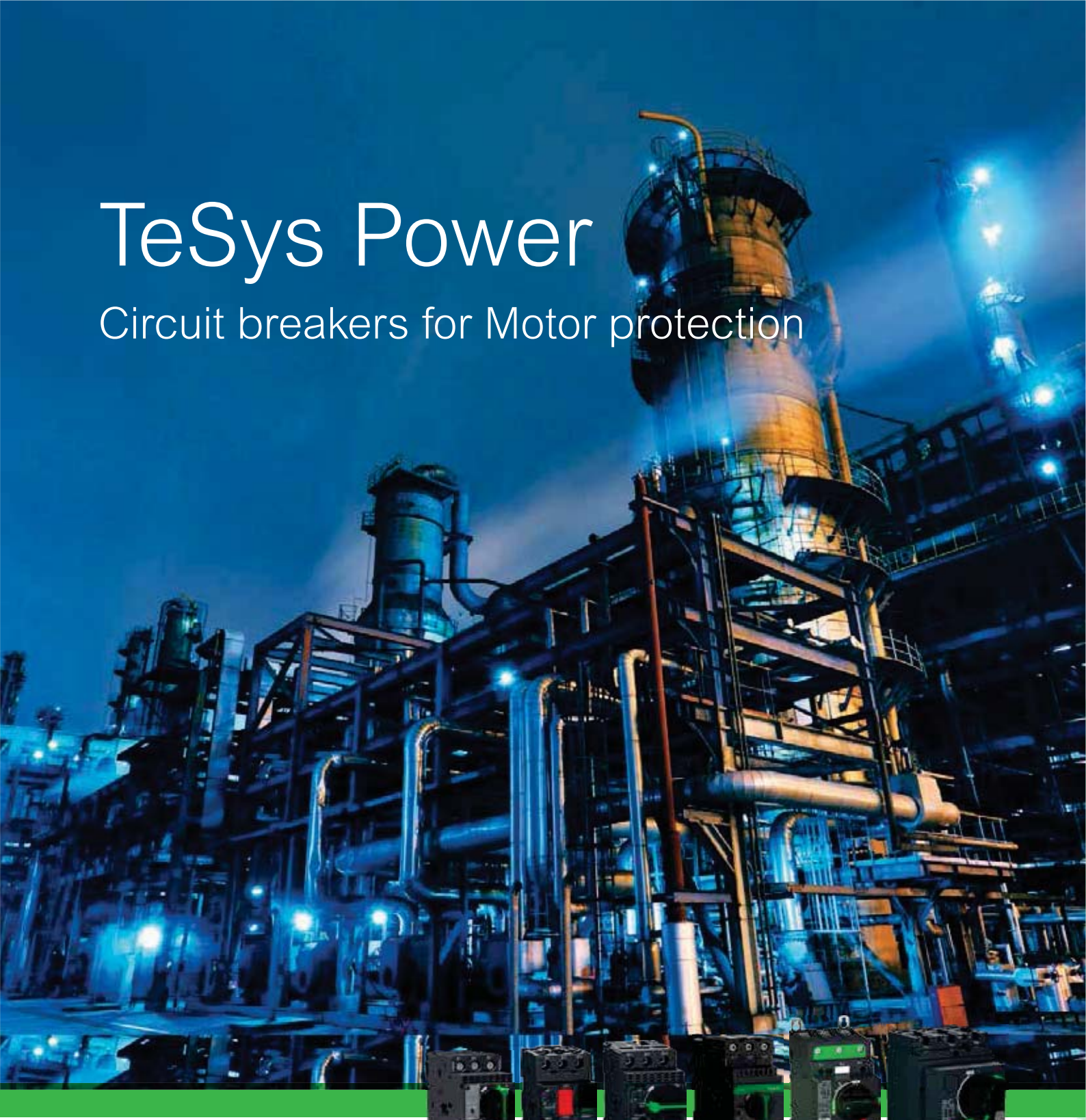
Please contact Customer Care Center for Stockable and Non stockable status of references.

NORMAL STOCK ITEMS

W.E.F. January 30th, 2023

TeSys Power

Circuit breakers for Motor protection



Circuit breakers for motor protection and control

TeSys Deca and TeSys Giga Circuit Breakers provide compact, reliable and efficient solutions:

- Isolation
- Protection against short circuits and overloads
- Control of motors from 0.06 to 250 kW.
- Conforming to global standards.(IEC/EN/UL/CSA)



For more information
on motor protection
circuit breakers

se.com/in/TeSys

TeSys Power

Circuit Breakers for Motor Protection

Magnetic Circuit Breaker



- Conformance to IEC 60947 -1,-2,-4
- Magnetic circuit breakers range from 0.1-80 Amps
- High Breaking capacity up to 100kA
- Wide range of accessories

Thermal Magnetic Circuit Breaker



- Conformance to IEC 60947 -1,-2,-4, conformity to International Standards - UL, CSA, CE
- Thermal magnetic circuit breakers range from 0.1-220 Amps
- High Breaking capacity up to 100kA
- Wide range of accessories
- S-shaped busbar for side-by-side connection with 40 - 65A Contactor

Breaking Capacity at 415V 50Hz	Motor Power AC-3**		Magnetic Protection Rating (A)	Reference	Unit MRP [₹]
	kW	HP			
With Rocker Lever Control (Economy)*					
100kA	0.09	-	0.4	GV2LE03	5215
	0.18	-	0.63	GV2LE04	
	0.37	0.5	1	GV2LE05	
	0.55	-	1.6	GV2LE06	
	1.1	1.5	2.5	GV2LE07	
	1.5	2	4	GV2LE08	
	2.2	3	6.3	GV2LE10	
	3	5.5	10	GV2LE14	
15kA	5.5	7.5	14	GV2LE16	6055
	7.5	10	18	GV2LE20	
10kA	11	15	25	GV2LE22	10290
	15	20	32	GV2LE32	
With Rotary Handle Control*					
100kA	0.09	-	0.4	GV2L03	5985
	0.18	-	0.63	GV2L04	
	0.37	0.5	1	GV2L05	
	0.55	-	1.6	GV2L06	
	1.1	1.5	2.5	GV2L07	
	1.1	2	4	GV2L08	
	2.2	3	6.3	GV2L10	
	4	5.5	10	GV2L14	
50kA	5.5	7.5	14	GV2L16	16720
	7.5	10	18	GV2L20	
	11	15	25	GV2L22	
	15	20	32	GV2L32	
	18.5	25	40	GV3L40	
	22	29	50	GV3L50	
	30	40	65	GV3L65	
	37	50	73	GV3L73	
With Toggle Control					
50kA	37	50	80	GV4LE80N6	17080
	55	74	115	GV4LE115N6	
	75	101	150	LV430832	On Request
	110	147	220	LV431752	
	160	214	320	LV432749	
	200	268	500	LV432949	

* Conforming to IEC 60947-2-3-4

** 50/60Hz - 415V

• GV2-L with the TeSys Deca contactor and LRD overload relay provides Type 2 Co-ordination

** 50/60Hz - 415V

(1) With GV1-L3 current limiter, breaking capacity can be increased to 100kA. Combination of the GV2-M with the TeSys Deca provides Type 2 Co-ordination.

(2) With GV1-L3 current limiter, breaking capacity can be increased to 100kA. Combination of the GV2-P with the TeSys Deca provides Type 2 Co-ordination.

Breaking Capacity at 415V 50Hz	Motor Power AC-3**		Thermal Protection Adjustment Range	Reference	Unit MRP [₹]
	kW	HP			
With Push Button Control (Economy)					
100kA	-	-	0.1 - 0.16	GV2ME01	5495
	0.06	-	0.16 - 0.25	GV2ME02	
	0.09	-	0.25 - 0.40	GV2ME03	5845
	0.18	-	0.40 - 0.63	GV2ME04	
	0.37	0.5	0.63 - 1.0	GV2ME05	5975
	0.55	0.75	1.0 - 1.6	GV2ME06	
	0.75	1	1.6 - 2.5	GV2ME07	6180
	1.1	2	2.5 - 4	GV2ME08	
15kA ⁽¹⁾	2.2	3	4 - 6.3	GV2ME10	6930
	3	5.5	6 - 10	GV2ME14	
	5.5	7.5	9 - 14	GV2ME16	7455
	7.5	10	13 - 18	GV2ME20	
10kA ⁽¹⁾	9	12.5	17 - 23	GV2ME21	7960
	11	15	20 - 25	GV2ME22	7960
	15	20	24 - 32	GV2ME32	12895
With Rotary Handle Control					
100kA	-	-	0.1 - 0.16	GV2P01	5375
	0.06	-	0.16 - 0.25	GV2P02	
	0.09	-	0.25 - 0.40	GV2P03	6160
	0.18	-	0.40 - 0.63	GV2P04	
	0.37	0.5	0.63 - 1.0	GV2P05	6350
	0.55	0.75	1.0 - 1.6	GV2P06	
	0.75	1	1.6 - 2.5	GV2P07	6775
	1.1	2	2.5 - 4	GV2P08	
	2.2	3	4 - 6.3	GV2P10	8320
	3	5.5	6 - 10	GV2P14	
50kA ⁽²⁾	5.5	7.5	9 - 14	GV2P16	9605
	7.5	10	13 - 18	GV2P20	
	9	12.5	17 - 23	GV2P21	16185
	11	15	20 - 25	GV2P22	
35kA ⁽²⁾	15	20	24 - 32	GV2P32	19000
	18.5	30...40	30...40	GV3P40	
50kA	22	37...50	37...50	GV3P50	23560
	30	48...65	48...65	GV3P65	24165
	37	62...73	62...73	GV3P73	24700
With Toggle Control					
50kA	37	49.58	40...80	GV4PE80N6	22140
	55	73.7	65...115	GV4PE115N6	
With Direct Rotary Handle					
70kA	75	101	70...150	GV5P150H	45030
	110	147	100...220	GV5P220H	52530
	160	214	160...320	GV6P320H	67545
	200	268	250...500	GV6P500H	93060

It is recommended to check with Customer care team for selection, recommendation, and availability of stockable and non stockable references

✓ NORMAL STOCK ITEMS

W.E.F. January 30th, 2023

TeSys Power

Circuit Breakers for Motor Protection

GV4LE



- IEC/EN 60947-1, IEC/EN 60947-2, CCC, EAC
- Can be used with class 5, 10 or 20 relay
- Short Circuit Protection with an adjustable pick-up $I_n = 6$ to 14 In.
- From 0.25 - 55kW

Magnetic Toggle Control

Motor Power AC-3 (400/415V AC)		In	Magnetic Setting Range	25kA Breaking Capacity		50kA Breaking Capacity		100kA Breaking Capacity	
kW	HP	(A)	A	Reference	Unit MRP [₹]	Reference	Unit MRP [₹]	Reference	Unit MRP [₹]
0.25..0.75	0.3..1	2	12..28	-	-	GV4LE02N6	On Request	GV4LE02S6	On Request
0.55..1.5	0.7..2	3.5	21..49	-	-	GV4LE03N6		GV4LE03S6	
1.5..3	2.4	7	42..96	-	-	GV4LE07N6		GV4LE07S6	
3..5.5	4..7.5	12.5	75..175	-	-	GV4LE12N6		GV4LE12S6	
5.5..11	7.5..14	25	150..350	GV4LE25B6	On Request	GV4LE25N6		GV4LE25S6	
11..22	15..30	50	300..700	GV4LE50B6		GV4LE50N6		GV4LE50S6	
18.5..37	25..50	80	480..1120	GV4LE80B6		GV4LE80N6		GV4LE80S6	
30..55	40..75	115	690..1610	GV4LE115B6		GV4LE115N6		GV4LE115S6	

Note: For Everlink termination please order after removing the 6 at the end Eg. GV4LE115N

GV4PE



- IEC/EN 60947-1, IEC/EN 60947-2, IEC/EN 60947-4-1, UL 60497-4-1, CCC, EAC, CSA
- Overload or thermal protection
- Short time delay protection
- Short circuit protection
- Fixed Ground fault protection
- Phase unbalance or phase loss
- Front indications through LED
- Variable Trip class : Trip Class 10/ Trip Class 20

Thermal Magnetic Protection Toggle Control

Motor Power AC-3 (400/415V AC)		In	Magnetic Setting Range	25kA Breaking Capacity		50kA Breaking Capacity		100kA Breaking Capacity	
kW	HP	(A)	A	Reference	Unit MRP [₹]	Reference	Unit MRP [₹]	Reference	Unit MRP [₹]
0.25..0.75	0.3..1	2	0.8..2	-	-	GV4PE02N6	On Request	GV4PE02S6	On Request
0.55..1.5	0.7..2	3.5	1.4..3.5	-	-	GV4PE03N6		GV4PE03S6	
1.5..3	2.4	7	2.9..7	-	-	GV4PE07N6		GV4PE07S6	
3..5.5	4..7.5	12.5	5..12.5	-	-	GV4PE12N6		GV4PE12S6	
5.5..11	7.5..14	25	10..25	GV4PE25B6	On Request	GV4PE25N6		GV4PE25S6	
11..22	15..30	50	20..50	GV4PE50B6		GV4PE50N6		GV4PE50S6	
18.5..37	25..50	80	40..80	GV4PE80B6		GV4PE80N6		GV4PE80S6	
30..55	40..75	115	65..115	GV4PE115B6		GV4PE115N6		GV4PE115S6	

Note: For Everlink version please order after removing the 6 at the end. Eg. GV4PE115N

Crimp Lug/busbar connection

Description	Sold in lots of	Reference	
Crimped lug connector + screws	1	GV4LUG	
Transparent terminal shield for crimped lug connector	1	LAD96590	
Interphase barriers	6	LV426920	
Spreader 3-pole	To increase the pitch to 35 mm	1	LV426940

It is recommended to check with Customer care team for selection, recommendation, and availability of stockable and non stockable references

NORMAL STOCK ITEMS

W.E.F. January 30th, 2023

TeSys Power

Circuit Breakers for Motor Protection

Accessories for GV4



MX Shunt Trip

- Trips the circuit breaker when the control voltage rises above 70% of rated voltage
- Shunt trip 110..130V AC is suitable.. etc for ground fault protection when combined with a Class I ground fault sensing element

MN Under Voltage Release

Trips the circuit breaker when the control voltage drops below 35% of its rated voltage

Description	Mounting	Voltage	References	Unit MRP [₹]
Mx Shunt Trip	Internal, Plug-In	220-240 VAC 50 Hz, 208-240 VAC 60 Hz, 277 VAC 60 Hz	GV4AS287	On Request
Mn Under Voltage Release	Internal, Plug-In	440-480 VAC 60 Hz	GV4AU486	

Auxiliary Contact Blocks



An auxiliary contact block provides one changeover contact with one common point for OF and SD function, depending on where it is inserted

Open/Close OF Function: indicates position of the circuit breaker contacts

Trip Alarm SD Function: indicates circuit breaker tripping due to:

- Electrical fault (overload, short circuit)
- Shunt trip/Undervoltage release
- "Push to Trip" Function

Resets when the circuit breaker is reset

Description	Maximum Number	Mounting	Type of Contacts	Reference	Unit MRP [₹]
Auxiliary Contact Block	2 (1 Each For OF or SD)	Internal Plug-In	NO + NC	GV4AE11	On Request

Rotary Handles

Description	Type	Degree of Protection	Reference	Unit MRP [₹]
Direct Mounting Rotary Handle	BLACK	IP40	GV4ADN01	On Request
	BLACK	IP54	GV4APN01	
Front Extended Rotary Handle (Min Shaft Length 214Mm/Max Shaft Length 627Mm)	RED HANDLE ON YELLOW BEZEL	IP54	GV4APN02	
	RED HANDLE ON YELLOW BEZEL	IP65	GV4APN04	

Connection Accessories

Description	Reference
Spreader 3-pole (To increase pitch to 35mm) (1 pce)	LV426940

It is recommended to check with Customer care team for selection, recommendation, and availability of stockable and non stockable references

NORMAL STOCK ITEMS

W.E.F. January 30th, 2023

TeSys Power

Circuit Breakers for Motor Protection

Accessories for Motor Circuit Breakers

Description	Reference	Unit MRP [₹]
For GV2		
Front contact NO or NC ⁽¹⁾	GVAE1	1125
Front contact NO + NC	GVAE11 <input checked="" type="checkbox"/>	1380
	GVAE20	1525
Side contact NO + NC	GVAN11 <input checked="" type="checkbox"/>	1665
	GVAN20	
Fault signalling contact + 1NO contact ⁽²⁾	GVAD1010 <input checked="" type="checkbox"/>	2170
Fault signalling contact + 1NC contact ⁽²⁾	GVAD1001	
Short circuit signalling contact block 1 C/O	GVAM11	2070
Under voltage trip	110 ... 115V 50Hz GVAU115	4465
	220 ... 240V 50Hz GVAU225	
	380 ... 400V 50Hz GVAU385	
Shunt trip	110 ... 115V 50Hz GVAS115	3960
	220 ... 240V 50Hz GVAS225	
	380 ... 400V 50Hz GVAS385	
Additive limiter for increasing breaking capacity to 100kA for GV2ME and GV2P.	GV1L3	6390
Connection block - GV2 with contactor LC1-D09..D38	GV2AF3	775
Connection block - LS1 D32 or GV2 with Contactor LC1-K or LP1-K	GV2AF01	840
Empty enclosure for GV2ME - plastic	GV2MP02	3675
	GV2MC02	4035

(1) Choice of NC or NO contact operation depending on which way round the reversible block is mounted.

(2) The GV-AD is always mounted next to the circuit breaker.

Busbars

Connection Pitch	No. of Tapoff Points	Reference	Unit MRP [₹]
For GV2			
45 mm	2	GV2G245	2165
	4	GV2G445	3405
	2	GV2G254	1980
54 mm	3	GV2G354	2225
	4	GV2G454	2790
	5	GV2G554	3020
72 mm	4	GV2G472	3415

Description	Reference	Unit MRP [₹]
Accessories for Busbars		
Terminal block - to supply one or more 3-pole busbar GV2	GV2G05	4280
Protective end covers for unused busbar outlets	GV1G10	755
Terminal block for connection from top	GV1G09	2235

Accessories for Motor Circuit Breakers

Description	Reference	Unit MRP [₹]
For GV2-P/GV2-L		
External operator - IP54, Black	GV2APN01 <input checked="" type="checkbox"/>	3930
External operator - IP54, Yellow/Red	GV2APN02	7315
Visible isolation block - for motor circuit breaker GV2	GV2AK00	3325
For GV3P/GV3L		
Auxiliary Contacts		
Front contact: 1 NO (fault) + 1NC (Auxiliary)	GVAED011	1435
Front contact: 1 NO (fault) + 1NO (Auxiliary)	GVAED101	1575
Busbar		
3-pole, 3 tap, 64 mm pitch	GV3G364	2080
S-shape bus bar	GV3S	1555
External Operator		
IP54, Black	GV3APN01	4740
IP54, Yellow/Red	GV3APN02	4590

Note: All other accessories are same as of GV2.

Busbars GV3G364 and GV3S are not compatible with GV3*73 and GV3*80.

Description	Operating Voltage	Reference	Unit MRP [₹]
For GV5 and GV6			
Auxiliary contact - 1 OC	-	GV7AE11 <input checked="" type="checkbox"/>	3295
Clip-on connector - upto 150 A - 1.5..95 mm ²	-	GV7AC021	1360
Clip-on connector- upto 220 A - 1.5..185 mm ²	-	GV7AC022	1870
Front rotary handle	-	GV7AP03	5665
GV7AP GV7R - black handle ⁽²⁾	-	GV7AP01	9850
Padlocking device - 1..3 padlocks Ø 5..8mm shank ⁽³⁾	-	GV7V01	1235
Terminal shields IP405 ⁽¹⁾	-	GV7AC01	3505
For GV5 and GV6			
Shunt release	200...240 V AC 50/60 Hz	GV7AS207	7485
Under Voltage release	200...240 V AC 50/60 Hz	GV7AU207	7730

(1) Terminal shields cannot be used together with spreaders.

(2) For mounting direct rotary handle on enclosure door.

This accessory makes it possible to open the door if the device is closed and prevents the device from being closed if the door is open.

(3) For Circuit breaker not fitted with a rotary handle

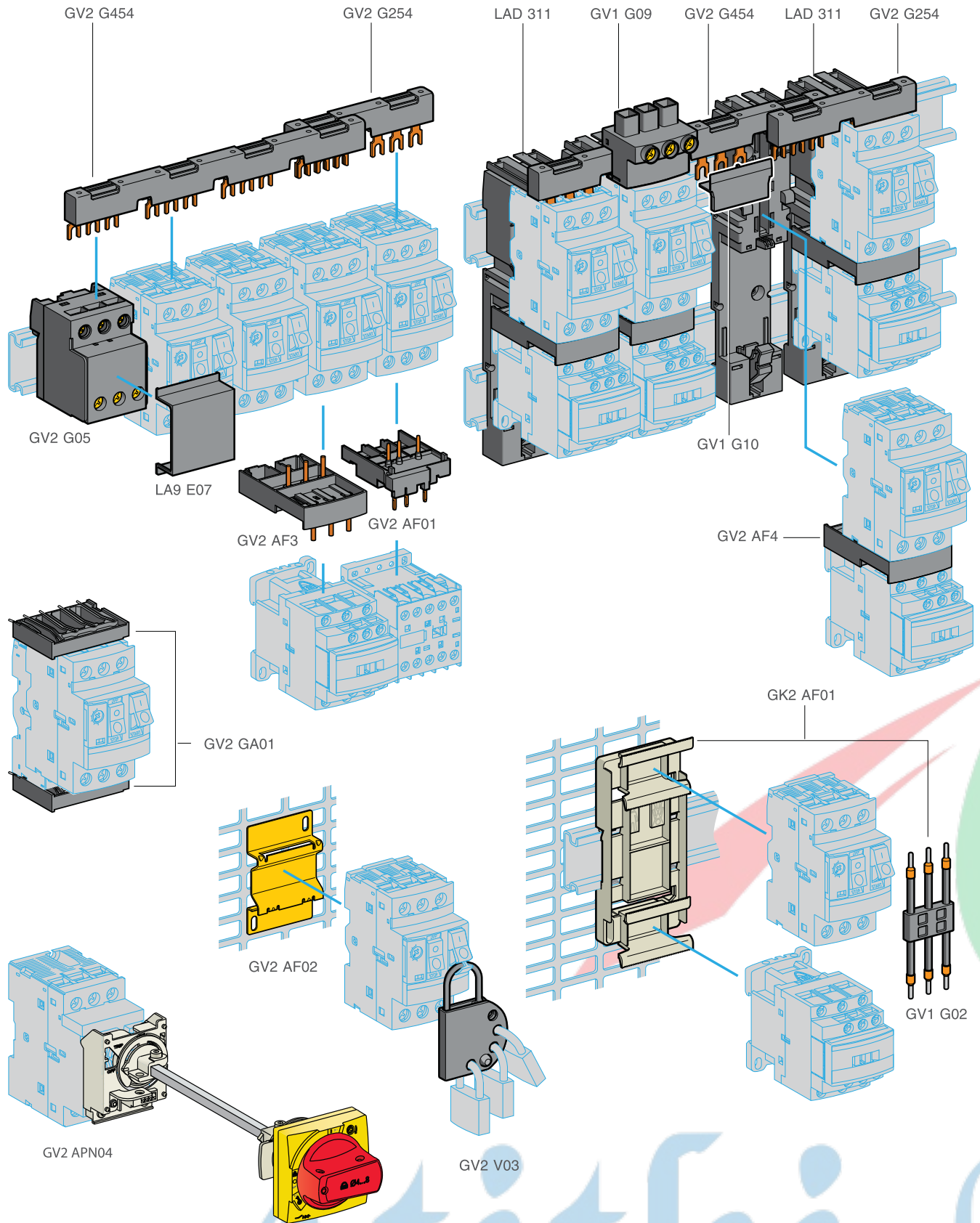
It is recommended to check with Customer care team for selection, recommendation, and availability of stockable and non stockable references

NORMAL STOCK ITEMS

W.E.F. January 30th, 2023

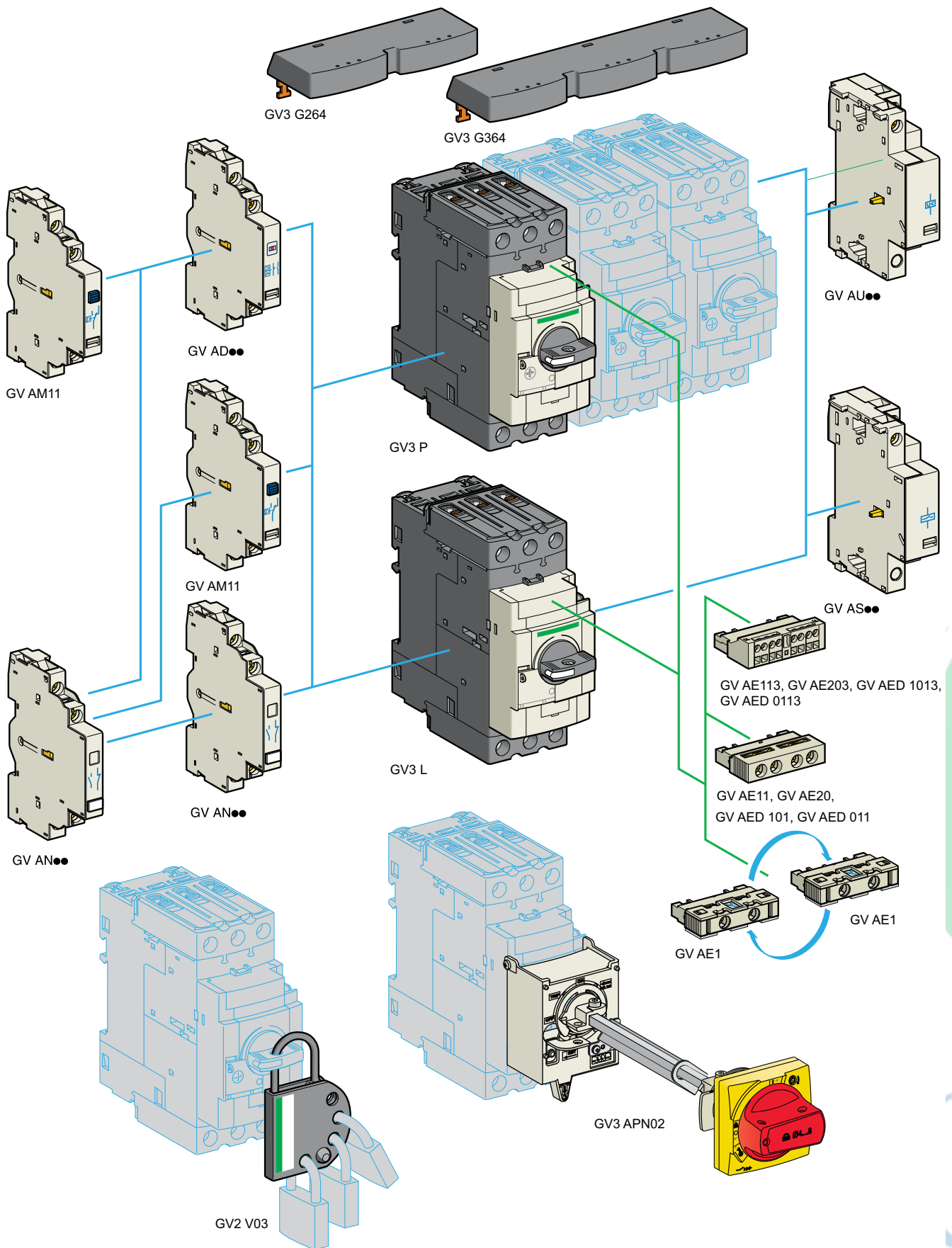
TeSys

Accessories compatibility

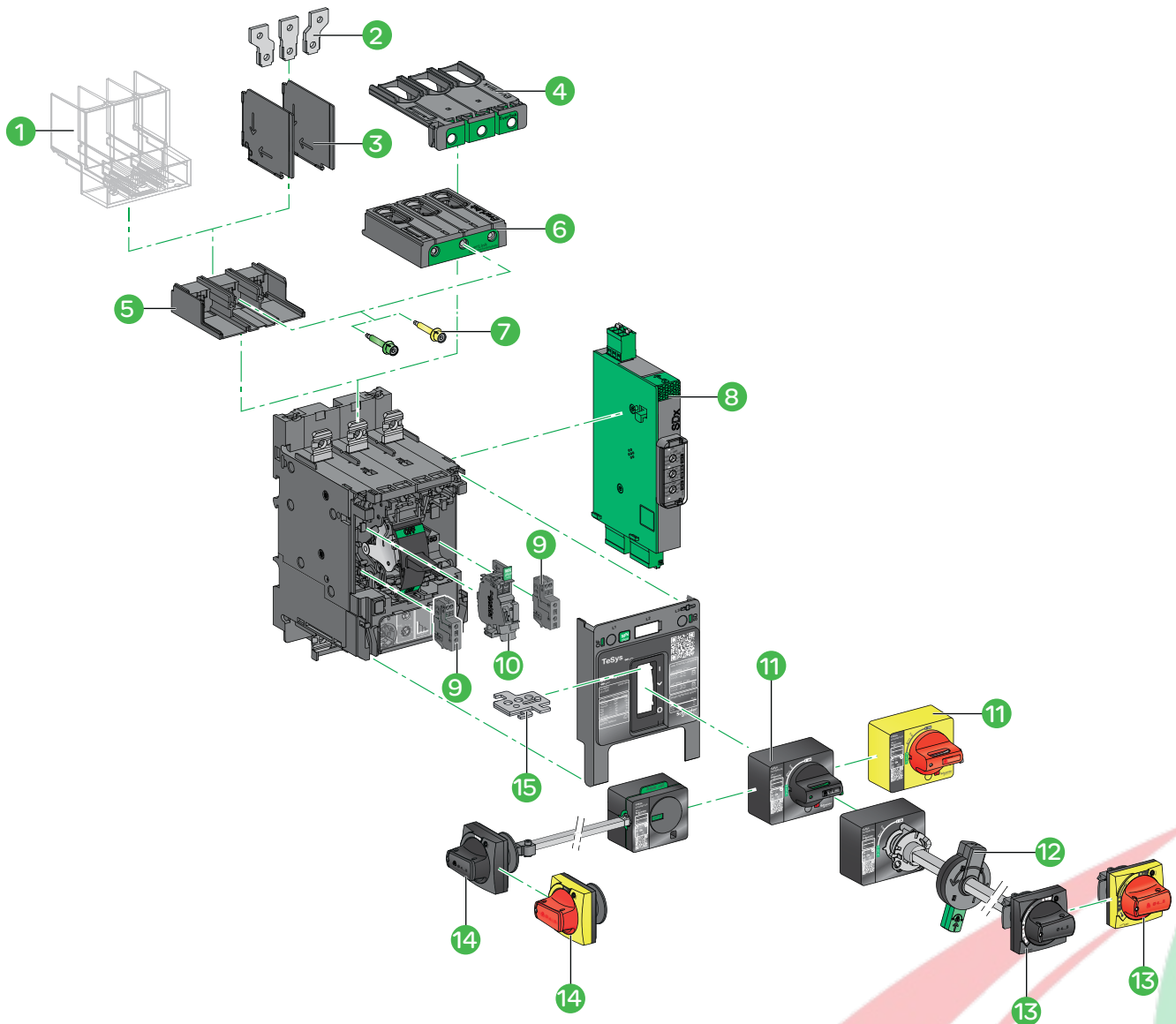


TeSys

Accessories compatibility



TeSys GV4 Overview



- 1 Long terminal shield LAD96590
- 2 Terminal spreaders LV426940
- 3 Interphases barriers LV426920
- 4 Large spacing cover for EverLink connector GV4G66
- 5 Crimp lug connector GV4LUG
- 6 EverLink® connector LAD96595
- 7 Torque limiting breakaway bits LV42699p
- 8 SDx alarming/fault differentiation module GV4ADM1111 (only with GV4PEM)
- 9 Auxiliary contact block for OF or SD function GV4AE11
- 10 - MN undervoltage release GV4AUpp
- MX shunt trip GV4ASpp
- 11 Direct mounting black or red on yellow bezel rotary handle GV4ADN01/ GV4ADN02
- 12 Open door shaft operator (for front extended rotary handle) LV426937
- 13 Front extended rotary handle kit with red handle on yellow bezel or black handle GV4APN01/ GV4APN02 /GV4APN04
- 14 Side rotary handle kit with red handle on yellow bezel or black handle LV426935/LV426936.
- 15 Toggle locking device 29370

TeSys Control

TeSys Switches

Vario Switch Disconnectors

[Ithe] Conventional Thermal Current**	Poles Description	Rated Operational Power (AC-23)*	Reference	Unit MRP [₹]
Complete Enclosed Switches				
• Range 12 to 175A, IP 65 Sealable and Lockable				
10	3P	4 kW	VCF02GE	3875
16	3P	5.5 kW	VCF01GE	4215
20	3P	7.5 kW	VCF0GE	5125
25	3P	11 kW	VCF1GE	5500
32	3P	15 kW	VCF2GE	6445
50	3P	22 kW	VCF3GE	9965
63	3P	30 kW	VCF4GE	11660

* Rated Power at 415V
** Ith in enclosure

For Switch Type (Amps)	Mounting Arrangement	Ingress	Reference	Unit MRP [₹]
Operators (Padlockable)				
12 - 40	4 Screw Fixing	IP65	KCF1PZ	1105
63 - 80	4 Screw Fixing	IP65	KCF2PZ	1170
125 - 175	4 Screw Fixing	IP40	KCF3PZ	4730

Vario Switch Disconnectors

[Ithe] onventional Thermal Current**	Poles Description	Reference	Unit MRP [₹]
Complete Switch with Padlockable Operator			
• Suitable for Front Mounting or Base Mounting			
12	3P	VCF02	2435
20	3P	VCF01	2650
25	3P	VCF0	3090
32	3P	VCF1	3240
40	3P	VCF2	4015
63	3P	VCF3	8110
80	3P	VCF4	6805
125	3P	VCF5	15595
175	3P	VCF6	18905
Switch Bodies			
12		V02	1585
20		V01	1830
25		V0	2175
32		V1	2650
40		V2	3240
63		V3	4510
80		V4	5930
125		V5	12030
175		V6	15355

Accessories

Description	For Use with Switch Bodies	Rating in A	Pole Composition	Earth Contact	Auxiliary Contacts	Reference	Unit MRP [₹]
Vario Add-on Modules ⁽¹⁾							
Main Pole Module	V02/VCF02	12	1P	-	-	VZ02	1135
	V0/1/VCF01	20	1P	-	-	VZ01	1155
	V0/VCF0	25	1P	-	-	VZ0	1230
	V1/VCF1	32	1P	-	-	VZ1	1205
	V2/VCF2	40	1P	-	-	VZ2	1290
	V3/VCF3	63	1P	-	-	VZ3	1675
	V4/VCF4	80	1P	-	-	VZ4	1675
Neutral Pole Module ⁽²⁾	V02 / VCF02 to V2 / VCF2	-	1N	-	-	VZ11	1380
	V3 / VCF3 to V4 / VCF4	-	1N	-	-	VZ12	1850
	V5 / VCZ5 to V6 / VCZ6	-	1N	-	-	VZ13	3820
Earthing Module	V02 / VCF02 to V2 / VCF2	-	-	-	-	VZ14	1365
	V3 / VCF3 to V4 / VCF4	-	-	1	-	VZ15	1610
	V5 / VCZ5 to V6 / VCZ6	-	-	1	-	VZ16	2500
Auxiliary Contact Block Module	V02/ VCF02 to V6 / VCZ6	-	-	-	1NO + 1NC	VZ7	1425
	V2/ VCF02 to V6 / VCZ6	-	-	-	2NO	VZ20	

(1) For mounting option of modules, please refer to the technical catalogue.

(2) With early make and late break contacts

Description	For Use With	Reference	Unit MRP [₹]
Components for Door Interlocking			
Shaft extension - for Mini-VARIO and VARIO - V02..V2	V02...V2	VZ17	1365
		VZ30	1610
Shaft extension - for Mini-VARIO and VARIO - V3 V4 V5 V6	V3, V4, V5, V6	VZ18	1830
		VZ31	470
		KZ32	810
Door interlock plate	VZ17 / VZ30 VZ18/31	KZ74	810
Terminal Shrouds	V02 - V2	VZ8	460
		VZ26	400
	V3 - V4	VZ9	485
		VZ27	400
	V5 - V6	VZ10	610
		VZ28	680
V02 - V6	VZ29	555	

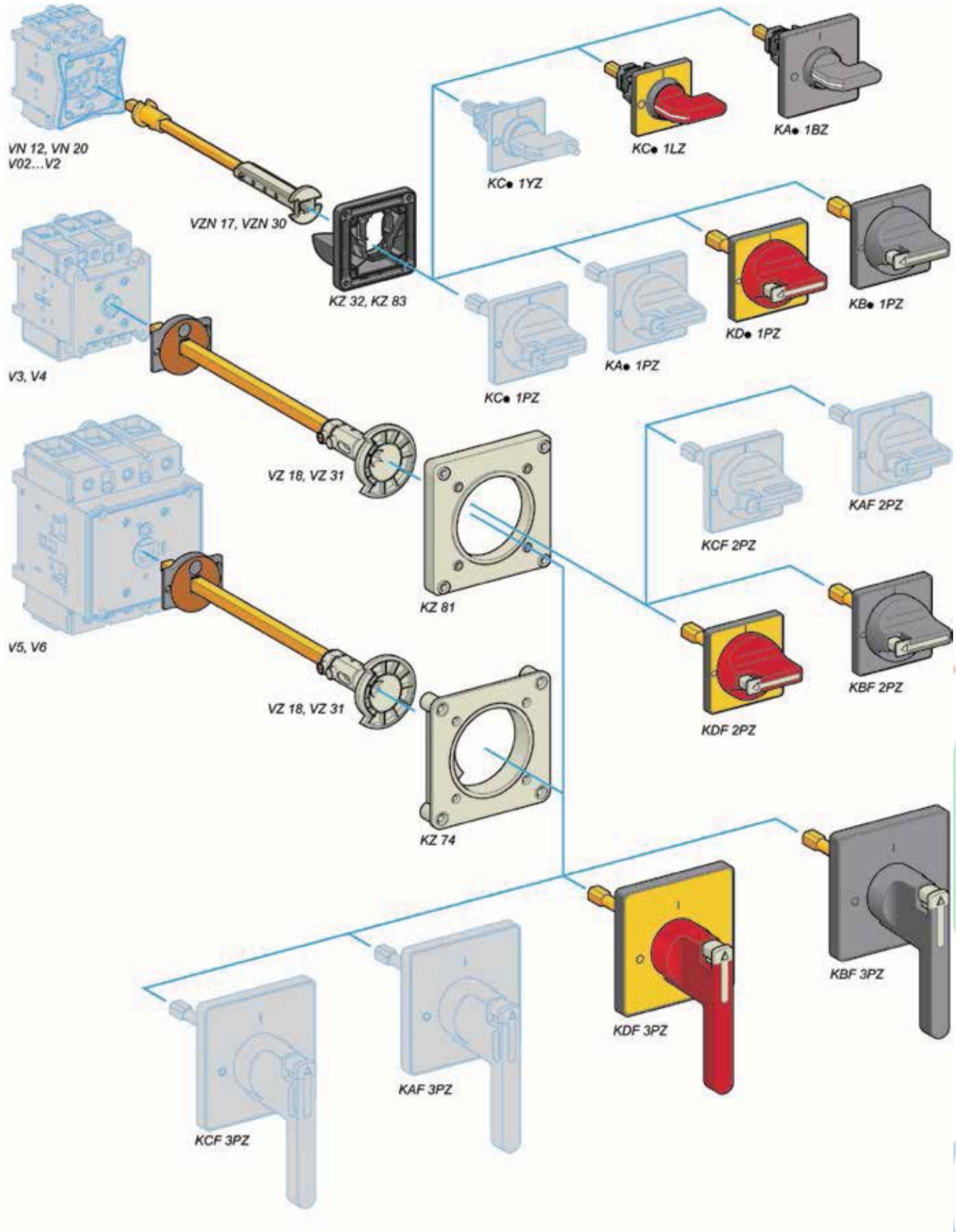
Please contact Customer Care Center for Stockable and Non stockable status of references.

NORMAL STOCK ITEMS

W.E.F. January 30th, 2023

TeSys Control

Accessories for Switches





Machine builders, it is time to cut engineering time and costs — DIGITIZE load management

TeSys island


Unique features

TeSys island is a smart, digital multifunctional load management system; it can switch, protect, manage motors and other electrical loads up to 80 Amps (AC3) in an electrical control panel.

Benefits

Why should you choose TeSys island?

- Quicker engineering and reduce time to market
- Embedded algorithms detect abnormal load behaviors and generate alarms before machine stoppage.
- Pre-trip warnings can also be set on the system for scheduled maintenance.
- Fast device replacement on any portion of the island is possible because of the full integration of the system and the integrated Bus coupler resulting in reduced downtime.
- TeSys island provides energy monitoring at the load level
- Health status can be easily accessed, remotely or locally. This energy management data can be used for advanced analytics to increase machine efficiency further
- TeSys island can be easily integrated into Schneider Electric's EcoStruxure Machine architecture and 3rd party automation systems, supporting all major field buses.



For more information
on TeSys island
Digital Load
Management System

TeSys Active

TeSys island

Enable smarter design and engineering

Efficient

Make your machines intelligent, save time and costs with intuitive programming and commissioning using TeSys avatars. Simplify software integration within all major automation environments. One-click mounting on DIN rail and no need for control wiring.

A data provider

Get relevant data for digital load management & advanced analytics. Monitor energy at load level, remote users can easily check health status, troubleshoot and diagnose issues and take action, reduce machine stoppages and machine downtime.

Enable new business models

Use load data and status information to create new service enabled business models. Access your machine from remote during operation & maintenance.

Improved security

Benefit from the highest cybersecurity and safety levels. Safety IO / Scalable with embedded diagnostic.

Technical specifications

- System consists of DOL Starters & Input / Output modules
- System manages motors and other electrical loads up to 80A/37kW/50hp
- Up to 20 modules / 1 meter at one bus coupler
- No mechanical adjustments/settings required
- International standards-compliant
- Energy monitoring at the load level
- Only 21 commercial references for the complete system, including 5 standard motor starters and 5 functional safety motor starters
- Cybersecurity embedded into the system (Achilles Level 2 & Safety up to Cat 2)
- Safety stop TUV certified (Stop 0 and 1 with wiring categories 1 to 2, suitable for PL c,d (Performance Level) and SIL level 2)
- Open connectivity thanks to Ethernet IP and Modbus TCP fieldbuses

Atithi

TeSys Active

TeSys island

TeSys island is an innovative digital load management solution-providing data for higher machine efficiency and ease of servicing, and allowing faster time to market.

TeSys island is a modular, multifunctional system providing integrated functions inside an automation architecture, primarily for the direct control and management of low-voltage loads.

After commissioning, TeSys island can switch, help protect, and manage motors and other electrical loads up to 37 kW installed in an electrical control panel.

This system is designed around the concept of TeSys avatars. These avatars:

- Are the functional object representing a logical function of the physical module with pre-defined logic
- Determine the configuration of the island.

The logical aspects of the island are managed with software tools, covering all phases of product and application lifecycle: design, engineering, commissioning, operation, and maintenance.



- | | |
|----------------------------|--------------------------|
| 1 Bus Coupler | 5 Power interface module |
| 2 Analog I/O module | 6 Standard Starter |
| 3 Digital I/O module | 7 SIL Starter |
| 4 Voltage interface module | 8 SIL interface module |

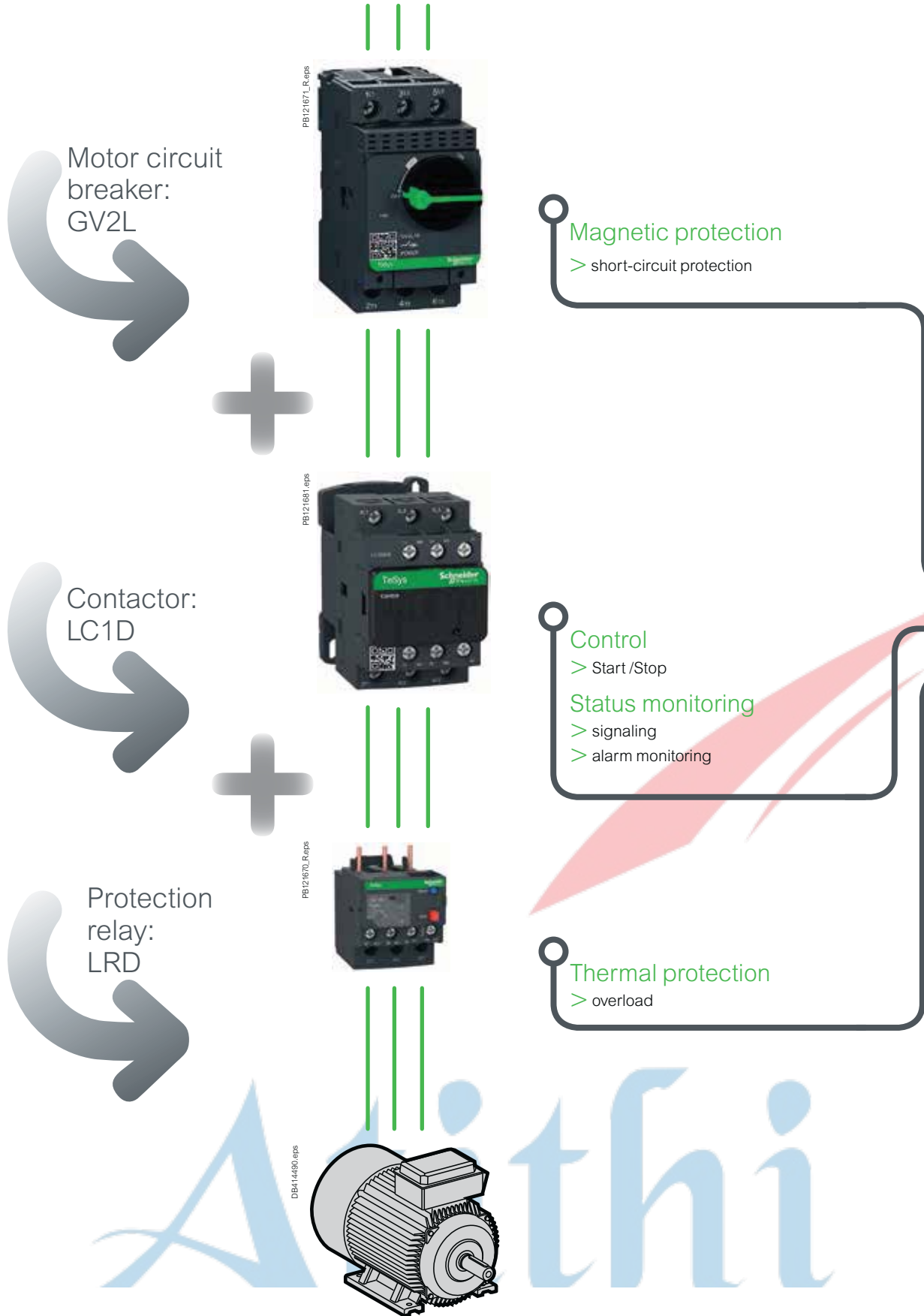
Designation	Product Commercial Reference	
TeSys island components		
Standard Starter	9A (AC-3)	TPRST009
	25A (AC-3)	TPRST025
	38A (AC-3)	TPRST038
	65A (AC-3)	TPRST065
	66A (AC-3) - 80A (AC-1)	TPRST080
SIL Starter	9A (AC-3)	TPRSS009
	25A (AC-3)	TPRSS025
	38A (AC-3)	TPRSS038
	65A (AC-3)	TPRSS065
	66A (AC-3) - 80A (AC-1)	TPRSS080
Power interface module	9A (AC-3)	TPRPM009
	38A (AC-3)	TPRPM038
	80A (AC-3)	TPRPM080
Voltage interface module		TPRVM001
SIL interface module		TPRSM001
Digital I/O module	(4 input - 2 output)	TPRDG4X2
Analog I/O module	(2 input - 1 output)	TPRAN2X1
Bus Coupler	EtherNet/IP - Modbus TCP	TPRBCEIP
	PROFINET	TPRBPCFN
	PROFIBUS	TPRBPCFB
Assembly and Wiring Kits		
Kit for reversing starter application	for 9, 25, 38A (size 1 and 2) starters	LAD9R1
	for 65, 80A (size 3) starters	LAD9R3
Jumper bar 3-pole for Star Delta application	for 9, 25, 38A (size 1 and 2) starters	LAD9P3
	for 65, 80 A (size 3) starters, a hazard sticker is provided	LAD9SD3S

TeSys Control

Ultra motor starters

Introduction

From traditional solution to ...



TeSys Control

Ultra motor starters


Introduction

...Ultra motor starter



Ultra motor starter

- > All basic or advanced protection and control functions in one block and more...
- > Overload indication and alarm
- > Status report, remote control via communication bus



✓ **Ultra motor starters** can be used in **80 %** of motor protection and control applications.

ComPact NSXm & NSX

Schneider Electric is proud to introduce the new generation of ComPacT MCCBs. These breakers talk to you, wherever you are, in all transparency. New design complements new wireless connectivity capabilities with our latest wireless auxiliary contact.

ComPact Design



New signature design

- Schneider Electric green signature style for the entire ComPacT range
- Estimated 40% reduction of wiring time for panel builders
- Experience easier installation thanks to a new ergonomic front-plate design
- Gain the confidence that all auxiliaries are on the right spot, and simply double check that you have the right coil rating
- Ergonomic new toggle for easier breaker manual operation


Wireless Auxiliary Contact



Wireless breaker status

- Plug & play technology for clear connection status (0 or 1, no half-way wired)
- Placed in the same position as the wired version, its LED light will give you direct indication in case of a tripping
- If you are away, your ComPacT will send you an immediate notification via EcoStruxure Facility Expert for instance
- Wireless auxiliary accelerates overall wiring time: status communication is done very simply and commissioned wirelessly
- Communication architecture is fully EcoStruxure Power validated, with any application

Ready to meet the new face of ComPacT?



Meet the new generation of ComPacT™ circuit breakers with semi-transparent faceplate, screwless auxiliaries and remote monitoring features.

Learn about the benefits of the ComPacT range here:
se.com/compact-nsx

Please contact Customer Care Center for Stockable and Non stockable status of references.

NORMAL STOCK ITEMS

W.E.F. January 30th, 2023



NSXm Thermal Magnetic Trip Unit (TMD)

- Ics = 100% Icu as per IEC 60947-2
- Adjustable thermal setting 0.7 to 1 x In
- Fixed magnetic settings
- Single frame size upto 160A
- 5 breaking capacities from 16kA to 70kA
- With compression lug connectors
- All the circuit breakers have a transparent lead-sealable cover

Breaking Capacity Icu as per IEC 60947-2	Rated Current	Three Pole Reference	Unit MRP [₹]	Four Pole Reference	Unit MRP [₹]
16kA	16A	C11E3TM016B	12970	C11E6TM016B	18630
	25A	C11E3TM025B	12970	C11E6TM025B	18630
	32A	C11E3TM032B	12970	C11E6TM032B	18630
	40A	C11E3TM040B	12970	C11E6TM040B	18630
	50A	C11E3TM050B	12970	C11E6TM050B	18630
	63A	C11E3TM063B	12970	C11E6TM063B	18630
	80A	C11E3TM080B	12970	C11E6TM080B	18630
	100A	C11E3TM100B	12970	C11E6TM100B	18630
	125A	C12E3TM125B	22980	C12E6TM125B	28300
160A	C12E3TM160B	24590	C12E6TM160B	30840	
25kA	16A	C11B3TM016B	12970	C11B6TM016B	18630
	25A	C11B3TM025B	12970	C11B6TM025B	18630
	32A	C11B3TM032B	12970	C11B6TM032B	18630
	40A	C11B3TM040B	12970	C11B6TM040B	18630
	50A	C11B3TM050B	12970	C11B6TM050B	18630
	63A	C11B3TM063B	12970	C11B6TM063B	18630
	80A	C11B3TM080B	12970	C11B6TM080B	18630
	100A	C11B3TM100B	12970	C11B6TM100B	18630
	125A	C12B3TM125B	22980	C12B6TM125B	28300
160A	C12B3TM160B	24590	C12B6TM160B	30840	
36kA	16A	C11F3TM016B	15800	C11F6TM016B	20000
	25A	C11F3TM025B	15800	C11F6TM025B	20000
	32A	C11F3TM032B	15800	C11F6TM032B	20000
	40A	C11F3TM040B	15800	C11F6TM040B	20000
	50A	C11F3TM050B	15800	C11F6TM050B	20000
	63A	C11F3TM063B	15800	C11F6TM063B	20000
	80A	C11F3TM080B	15800	C11F6TM080B	20000
	100A	C11F3TM100B	15800	C11F6TM100B	20000
	125A	C12F3TM125B	23610	C12F6TM125B	29400
160A	C12F3TM160B	24780	C12F6TM160B	31710	
50kA	16A	C11N3TM016B	18790	C11N6TM016B	23560
	25A	C11N3TM025B	18790	C11N6TM025B	23560
	32A	C11N3TM032B	18790	C11N6TM032B	23560
	40A	C11N3TM040B	18790	C11N6TM040B	23560
	50A	C11N3TM050B	18790	C11N6TM050B	23560
	63A	C11N3TM063B	18790	C11N6TM063B	23560
	80A	C11N3TM080B	18790	C11N6TM080B	23560
	100A	C11N3TM100B	18790	C11N6TM100B	23560
	125A	C12N3TM125B	28390	C12N6TM125B	32640
160A	C12N3TM160B	28990	C12N6TM160B	34270	
70kA	16A	C11H3TM016B	24020	C11H6TM016B	30980
	25A	C11H3TM025B	24020	C11H6TM025B	30980
	32A	C11H3TM032B	24020	C11H6TM032B	30980
	40A	C11H3TM040B	24020	C11H6TM040B	30980
	50A	C11H3TM050B	24020	C11H6TM050B	30980
	63A	C11H3TM063B	24020	C11H6TM063B	30980
	80A	C11H3TM080B	24020	C11H6TM080B	30980
	100A	C11H3TM100B	24020	C11H6TM100B	30980
	125A	C12H3TM125B	44710	C12H6TM125B	47510
160A	C12H3TM160B	45190	C12H6TM160B	48470	

Note: For Everlink type NSXm MCCBs add prices of LV426970 (3Pole) or LV426971(4Pole) -2 Sets in above MCCBs

For details on stockable and non stockable status, technical parameter, please contact Customer Care Centre

NORMAL STOCK ITEMS

W.E.F. January 30th, 2023



NSXm integrated Earth Leakage protection (MicroLogic Vigi 4.1 Trip Unit)

- Standard protection of distribution cables
- Earth leakage protection
- Indication of:
 - Overload alarming (via LEDs and via SDx module)
 - Overload tripping (via the SDx module)
- Earth leakage alarming (via the SDx module)
- Earth leakage tripping (via front face screen and the SDx module).

Breaking Capacity Icu as per IEC 60947-2	Rated Current	Three Pole Reference	Unit MRP [₹]	Four Pole Reference	Unit MRP [₹]
16kA	25A	C11E34V025B	38510	C11E44V025B	43100
	50A	C11E34V050B		C11E44V050B	
	100A	C11E34V100B		C11E44V100B	
	160A	C12E34V160B		C12E44V160B	
25kA	25A	C11B34V025B	40620	C11B44V025B	45550
	50A	C11B34V050B		C11B44V050B	
	100A	C11B34V100B		C11B44V100B	
	160A	C12B34V160B		C12B44V160B	
36kA	25A	C11F34V025B	40620	C11F44V025B	46750
	50A	C11F34V050B		C11F44V050B	
	100A	C11F34V100B		C11F44V100B	
	160A	C12F34V160B		C12F44V160B	
50kA	25A	C11N34V025B	44350	C11N44V025B	50320
	50A	C11N34V050B		C11N44V050B	
	100A	C11N34V100B		C11N44V100B	
	160A	C12N34V160B		C12N44V160B	
70kA	25A	C11H34V025B	48970	C11H44V025B	56300
	50A	C11H34V050B		C11H44V050B	
	100A	C11H34V100B		C11H44V100B	
	160A	C12H34V160B		C12H44V160B	

Please contact Customer Care Center for Stockable and Non stockable status of references.

NORMAL STOCK ITEMS

W.E.F. January 30th, 2023



- Suitability for isolation as defined by standard IEC 60947-3
- Self protected by their high-set magnetic release
- Single frame size upto 160A

ComPact NSXm NA switch-disconnector

With Compression Lug connectors

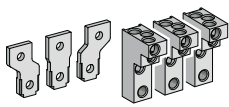
Rated Current	Three Pole Reference	Unit MRP [₹]	Four Pole Reference	Unit MRP [₹]
50A	C113050BS	13300	C114050BS	19670
100A	C113100BS		C114100BS	
160A	C123160BS	27200	C124160BS	36290

ComPact NSXm NA switch-disconnector

With EverLink™ connectors

Rated Current	Three Pole Reference	Unit MRP [₹]	Four Pole Reference	Unit MRP [₹]
50A	C113050LS	13970	C114050LS	20670
100A	C113100LS		C114100LS	
160A	C123160LS	28600	C124160LS	38150

Accessories for ComPact NSXm 16A to 160A



Terminal spreaders



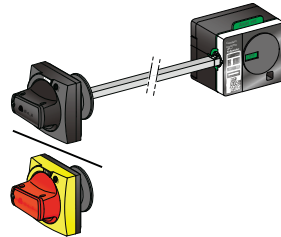
OF or SD auxiliary contact standard



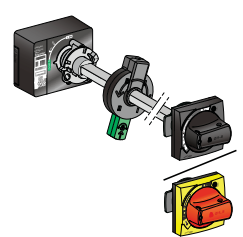
MN or MX voltage releases standard



Direct rotary handle



Side Rotary handle



Extended rotary handle

NSXm Accessories

Auxiliary contacts (changeover)

Description	Reference	Unit MRP [₹]
Standard OF or SD	LV426950	1130

Rotary Handles

Description	Reference	Unit MRP [₹]
-------------	-----------	--------------

Direct rotary handle

Standard black handle	LV426930/ LV426930T	1450
-----------------------	------------------------	------

Extended rotary handle

Standard extended rotary black handle	LV426932/ LV426932T	2310
---------------------------------------	------------------------	------

Side rotary handle

Standard side rotary black handle	LV426935/ LV426935T	3700
-----------------------------------	------------------------	------

Voltage Releases

Description	Shunt Release Reference	Unit MRP [₹]	Under Voltage Reference	Unit MRP [₹]
AC				
24 V 50/60 Hz	LV426841	2960	LV426801	3810
48 V 50/60 Hz	LV426842	4030	LV426802	4340
110-130 V 50/60 Hz	LV426843	2690	LV426803	3500
220-240 V 50/60 Hz	LV426844	2830	LV426804	
380-415 V 50 Hz	LV426846	2690	LV426806	
DC				
24 V	LV426841	2960	LV426801	3810
48 V	LV426842	4030	LV426802	4340
125 V	LV426843	2690	LV426803	3500
250 V	LV426844	2830	LV426815	4230

Spreader Links

Description	Reference	Unit MRP [₹]
-------------	-----------	--------------

Spreaders & Phase Barriers

Spreaders (Set of 3) 3P	LV426940	850
Spreaders (Set of 4) 4P	LV426941	1160

Everlink Accessories

Description	Reference	Unit MRP [₹]
-------------	-----------	--------------

Everlink Connectors

EverLink connector with control wire terminal for 3P (Set of 3)	LV426970	1040
EverLink connector with control wire terminal for 4P (Set of 4)	LV426971	1360

For details on stockable and non stockable status, technical parameter, please contact Customer Care Centre

NORMAL STOCK ITEMS

W.E.F. January 30th, 2023

EasyPact EZC

Fixed Thermal Magnetic Trip Unit (TMD)



- Conforms to IEC60947-2
- Suitable for isolation
- Suitable for EasyPact Busbar system

Breaking Capacity Icu as per IEC 60947-2	Rated Current	Three Pole Reference	Unit MRP [₹]	Four Pole Reference	Unit MRP [₹]
"30 kA @ 415V AC 10kA @ 250V DC (2pole in series)"	15A	EZC100H3015	6520	-	9040
	20A	EZC100H3020		EZC100H4020	
	25A	EZC100H3025		EZC100H4025	
	32A	EZC100H3032		EZC100H4032	
	40A	EZC100H3040		EZC100H4040	
	50A	EZC100H3050		EZC100H4050	
	63A	EZC100H3063		EZC100H4063	
	80A	EZC100H3080		EZC100H4080	
"25 kA @ 415V AC 20kA @ 250V DC (2pole in series)"	100A	EZC100H3100		EZC100H4100	
	125A	EZC250N3125	9520	EZC250N4125	13130
	160A	EZC250N3160	11530	EZC250N4160	15440
	200A	EZC250N3200	13690	EZC250N4200	17260

EasyPact CVS

Fixed Thermal Magnetic Trip Unit (TMD)



- Ics = 100% Icu as per IEC 60947-2
- Suitable for Isolation
- Transparent Cover for trip unit as Standard
- Class II front face
- Single frame size 16-250A

Breaking Capacity as per IEC 60947-2	Rated Current	Three Pole Reference	Unit MRP [₹]	Four Pole Reference	Unit MRP [₹]
EasyPact CVS 100 to 630A Overload Setting (I_r) 0.7 - 1 x In					
36kA	16A	LV510330 <input checked="" type="checkbox"/>	11530	LV510340	14400
	25A	LV510331 <input checked="" type="checkbox"/>		LV510341	
	32A	LV510332 <input checked="" type="checkbox"/>		LV510342 <input checked="" type="checkbox"/>	
	40A	LV510333 <input checked="" type="checkbox"/>		LV510343 <input checked="" type="checkbox"/>	
	50A	LV510334 <input checked="" type="checkbox"/>		LV510344	
	63A	LV510335 <input checked="" type="checkbox"/>		LV510345 <input checked="" type="checkbox"/>	
	80A	LV510336 <input checked="" type="checkbox"/>	LV510346		
	100A	LV510337 <input checked="" type="checkbox"/>	LV510347 <input checked="" type="checkbox"/>		
	125A	LV516332 <input checked="" type="checkbox"/>	12810	LV516342	15900
	160A	LV516333 <input checked="" type="checkbox"/>	16960	LV516343	20200
200A	LV525332	24430	LV525342 <input checked="" type="checkbox"/>	30270	
36kA	250A	LV525333	27100	LV525343 <input checked="" type="checkbox"/>	33540
	320A	LV540305	35080	LV540308 <input checked="" type="checkbox"/>	43520
	400A	LV540306	35280	LV540309 <input checked="" type="checkbox"/>	43900
	500A	LV563305 <input checked="" type="checkbox"/>	39990	LV563308 <input checked="" type="checkbox"/>	50650
	630A**	LV563306 <input checked="" type="checkbox"/>	45310	LV563309 <input checked="" type="checkbox"/>	55590

Note:

- For performance and other details contact our nearest Sales Office.
- **630A @ 30°C & 600A @ 40° C for TMD630A MCCB

Please contact Customer Care Center for Stockable and Non stockable status of references.

NORMAL STOCK ITEMS

W.E.F. January 30th, 2023

EasyPact EZC

Description	EZC100 Reference	Unit MRP [₹]	EZC250 Reference	Unit MRP [₹]
Auxiliary Contacts (changeover) Multifunction				
Auxiliary Switch 1 C/O	EZAUX10 <input checked="" type="checkbox"/>	1150	EZEAX <input checked="" type="checkbox"/>	1400
Alarm Switch 1 C/O	EZAUX01		EZEAL <input checked="" type="checkbox"/>	
Alarm - Auxiliary Switch	EZAUX11 <input checked="" type="checkbox"/>	1710	EZEAXAL	2030
Spreaders				
Spreaders *(Set Of 3) 3P	EZASPDR3P <input checked="" type="checkbox"/>	460	EZESPDR3P <input checked="" type="checkbox"/>	700
Spreaders *(Set Of 4) 4P	EZASPDR4P <input checked="" type="checkbox"/>	970	EZESPDR4P	890
Phase Barriers				
	EZAFASB2	290	EZEFASB2	410
Rotary Handle				
Direct Rotary handle	EZAROTDS <input checked="" type="checkbox"/>	1630	EZEROTDS	2030
Extended Rotary handle	EZAROTE	2400	EZEROTE	2400
Shunt Release				
AC				
100-130 V	EZASHT100AC	2470	EZESHT100AC	2450
200-277 V	EZASHT200AC <input checked="" type="checkbox"/>		EZESHT200AC <input checked="" type="checkbox"/>	
380-480 V	EZASHT380AC	2810	-	2470
DC				
24 V	EZASHT024DC	2710	EZESHT024DC	2800

EasyPact CVS

Auxiliary Contacts (Changeover) Multifunction

Description	Reference	Unit MRP [₹]
OF or SD or SDE or SDV	29450 <input checked="" type="checkbox"/>	1090
OF or SD or SDE or SDV low level	29452	1270
SDE adapter for trip unit TM or MA or ETS 2.3 #	LV429451 <input checked="" type="checkbox"/>	940

To be considered alongwith SDE contact for MCCB with TMD/ETS 2.3/MA Trip Unit

Voltage Releases

Description	Shunt Release Reference	Unit MRP [₹]	Undervoltage Reference	Unit MRP [₹]
AC				
220-240 V 50/60 Hz	LV429387 <input checked="" type="checkbox"/>	3170	LV429407 <input checked="" type="checkbox"/>	3920

Installation Accessories

Description	100/160/250A Reference	Unit MRP [₹]
Spreaders (Set of 3) 3P	LV431563 <input checked="" type="checkbox"/>	730
Spreaders (Set of 4) 4P	LV431564 <input checked="" type="checkbox"/>	970

Rotary Handles

Description	100/160/250A Reference	Unit MRP [₹]
Direct rotary handle		
Standard black handle	LV429337 <input checked="" type="checkbox"/>	1530
Extended rotary handle		
Standard extended rotary handle	LV429338 <input checked="" type="checkbox"/>	2100

Please contact Customer Care Center for Stockable and Non stockable status of references.

 NORMAL STOCK ITEMSW.E.F. January 30th, 2023

AC Miniature Circuit Breakers - xC60



- Breaking Capacity as per IEC 60898 and IS/IEC 60898-1, Icn = 10kA
- Breaking Capacity as per IEC 60947-2, Icn = 15kA, upto 40A
- Can be used for DC application upto 60V per pole
- Higher system performance with optimized cost: Cascading*
- Increased System Continuity: Discrimination*
- Higher Installation Life: Energy Limitation Class 3, Fast Closure Mechanism
- Ease, Speed and Flexibility of installation - Biconnect, Line-Load Reversible
- Field-fittable auxiliaries for advance protection and monitoring
- Positive Contact Indication for assurance of disconnection

[In] Rated Current (A)	1 Pole Reference	Unit MRP [₹]	2 Pole Reference	Unit MRP [₹]	3 Pole Reference	Unit MRP [₹]	4 Pole Reference	Unit MRP [₹]
Module Width**	1 mod		2 mod		3 mod		4 mod	
MOQ	12 Nos.		6 Nos.		4 Nos.		3 Nos.	

B curve

6	A9N1P06B ✓	442	A9N2P06B ✓	1312	A9N3P06B ✓	2177	A9N4P06B	2933
10	A9N1P10B ✓	442	A9N2P10B ✓	1312	A9N3P10B ✓	2177	A9N4P10B ✓	3094
16	A9N1P16B ✓	442	A9N2P16B ✓	1312	A9N3P16B ✓	2177	A9N4P16B ✓	2933
20	A9N1P20B ✓	442	A9N2P20B ✓	1312	A9N3P20B ✓	2177	A9N4P20B ✓	2933
25	A9N1P25B ✓	442	A9N2P25B ✓	1312	A9N3P25B ✓	2177	A9N4P25B ✓	2933
32	A9N1P32B ✓	442	A9N2P32B ✓	1312	A9N3P32B ✓	2177	A9N4P32B ✓	2933
40	A9N1P40B ✓	960	A9N2P40B ✓	2112	A9N3P40B ✓	3316	A9N4P40B ✓	4223
50	A9N1P50B	960	A9N2P50B	2112	A9N3P50B	3316	A9N4P50B	4280
63	A9N1P63B ✓	973	A9N2P63B ✓	2170	A9N3P63B ✓	3344	A9N4P63B ✓	4261

C curve

1	A9N1P01C ✓	678	A9N2P01C ✓	1817	A9N3P01C ✓	2867	A9N4P01C ✓	3609
2	A9N1P02C ✓	678	A9N2P02C ✓	1817	A9N3P02C ✓	2867	A9N4P02C ✓	3609
3	A9N1P03C ✓	678	A9N2P03C ✓	1817	A9N3P03C ✓	2867	A9N4P03C ✓	3609
4	A9N1P04C ✓	678	A9N2P04C ✓	1817	A9N3P04C ✓	2867	A9N4P04C ✓	3609
6	A9N1P06C ✓	409	A9N2P06C ✓	1312	A9N3P06C ✓	2177	A9N4P06C ✓	2933
10	A9N1P10C ✓	409	A9N2P10C ✓	1312	A9N3P10C ✓	2177	A9N4P10C ✓	2933
16	A9N1P16C ✓	409	A9N2P16C ✓	1312	A9N3P16C ✓	2177	A9N4P16C ✓	2933
20	A9N1P20C ✓	409	A9N2P20C ✓	1312	A9N3P20C ✓	2177	A9N4P20C ✓	2933
25	A9N1P25C ✓	409	A9N2P25C ✓	1312	A9N3P25C ✓	2177	A9N4P25C ✓	2933
32	A9N1P32C ✓	409	A9N2P32C ✓	1312	A9N3P32C ✓	2177	A9N4P32C ✓	2933
40	A9N1P40C ✓	960	A9N2P40C ✓	2112	A9N3P40C ✓	3316	A9N4P40C ✓	4138
50	A9N1P50C	960	A9N2P50C	2112	A9N3P50C	3316	A9N4P50C	4261
63	A9N1P63C ✓	973	A9N2P63C ✓	2131	A9N3P63C ✓	3425	A9N4P63C ✓	4439

D curve

1	A9N1P01D ✓	685	A9N2P01D	1836	A9N3P01D ✓	2912	----	----
2	A9N1P02D ✓	685	A9N2P02D ✓	1836	A9N3P02D ✓	2912	A9N4P02D	3781
3	A9N1P03D ✓	685	A9N2P03D ✓	1836	A9N3P03D ✓	2912	A9N4P03D	3808
4	A9N1P04D ✓	685	A9N2P04D ✓	1836	A9N3P04D ✓	2912	A9N4P04D	3884
6	A9N1P06D ✓	577	A9N2P06D ✓	1376	A9N3P06D ✓	2293	A9N4P06D ✓	3042
10	A9N1P10D ✓	577	A9N2P10D ✓	1376	A9N3P10D ✓	2293	A9N4P10D ✓	3042
16	A9N1P16D ✓	577	A9N2P16D ✓	1376	A9N3P16D ✓	2293	A9N4P16D ✓	3042
20	A9N1P20D ✓	577	A9N2P20D ✓	1376	A9N3P20D ✓	2293	A9N4P20D ✓	3042
25	A9N1P25D ✓	577	A9N2P25D ✓	1376	A9N3P25D ✓	2293	A9N4P25D ✓	3042
32	A9N1P32D ✓	577	A9N2P32D ✓	1376	A9N3P32D ✓	2293	A9N4P32D ✓	3042
40	A9N1P40D ✓	1036	A9N2P40D ✓	2232	A9N3P40D ✓	3512	A9N4P40D ✓	4405
50	A9N1P50D	1099	A9N2P50D	2232	A9N3P50D	3512	A9N4P50D	4405
63	A9N1P63D	1049	A9N2P63D ✓	2259	A9N3P63D ✓	3544	A9N4P63D ✓	4450

Note: * Please contact nearest Schneider Electric Sales Office or Customer Care Center for coordination chart
**18mm/module

Please contact Customer Care Center for Stockable and Non stockable status of references.

✓ NORMAL STOCK ITEMS

W.E.F. January 30th, 2023

AC Miniature Circuit Breakers - C120



- Breaking capacity as per IEC 60898, Icn = 10kA/15kA
- Positive Contact Indication for assurance of disconnection
- Degree of pollution: 3 (suitable for industrial environment)
- Operating Temperature: -30 to 70°C
- Terminal connections: Flexible cables up to 35 sq.mm; Rigid cables up to 50 sq.mm

[In] Rated Current (A)	1 Pole Reference	Unit MRP [₹]	2 Pole Reference	Unit MRP [₹]	3 Pole Reference	Unit MRP [₹]	4 Pole Reference	Unit MRP [₹]
Module Width**	1.5 mod		3 mod		4.5 mod		6 mod	
MOQ	12 Nos.		6 Nos.		4 Nos.		3 Nos.	
C120N (10kA)								
80	A9N18357 ✓	3607	A9N18361 ✓	7993	A9N18365 ✓	12556	A9N18372 ✓	16363
100	A9N18358 ✓	4046	A9N18362 ✓	8526	A9N18367 ✓	13382	A9N18374 ✓	17049
125	A9N18359 ✓	4452	A9N18363 ✓	9371	A9N18369 ✓	14843	A9N18376 ✓	19295
C120H (15kA)								
80	A9N18446	4359	A9N18457	9619	A9N18468	14756	A9N18479	20474
100	A9N18447	4997	A9N18458	10058	A9N18469	16076	A9N18480	22700
125	A9N18448	5254	A9N18459	11411	A9N18470	17349	A9N18481	23980

DC Miniature Circuit Breakers - C60H



- Specially designed MCB for enhanced protection in DC installation
- Magnetic Arc Chutes to quick break DC current in event of fault
- Breaking capacity 6kA as per IEC 60947-2
- Voltage Rating: 1P - 250 V DC & 2P - 500 V DC
- Impulse Voltage: 6 kV
- Higher Installation Life: Energy Limiting Class: 3

[In] Rated Current (A)	Module Width 18mm/ module	1 Pole Reference	Unit MRP [₹]	Module Width 18mm/ module	2 Pole Reference	Unit MRP [₹]
MOQ		12 Nos.			6 Nos.	
C60H-DC						
0.5	1	A9N61500	1699	2	A9N61520	3730
1	1	A9N61501 ✓	1239	2	A9N61521 ✓	2557
2	1	A9N61502 ✓	1239	2	A9N61522 ✓	2557
3	1	A9N61503 ✓	1239	2	A9N61523 ✓	2557
4	1	A9N61504 ✓	1239	2	A9N61524 ✓	2557
5	1	A9N61505	1239	2	A9N61525	2557
6	1	A9N61506 ✓	1018	2	A9N61526 ✓	2081
10	1	A9N61508 ✓	1018	2	A9N61528 ✓	2081
16	1	A9N61511 ✓	1018	2	A9N61531 ✓	2081
20	1	A9N61512 ✓	1018	2	A9N61532 ✓	2081
25	1	A9N61513 ✓	1018	2	A9N61533 ✓	2081
32	1	A9N61515 ✓	1172	2	A9N61535 ✓	2081
40	1	A9N61517 ✓	1395	2	A9N61537 ✓	3069
50	1	A9N61518 ✓	1395	2	A9N61538 ✓	3069
63	1	A9N61519 ✓	1395	2	A9N61539 ✓	3069

Special application MCBs



Solar Application – PV DC

- DC MCB for multi string PV installations
- Operating Voltage: 800V DC
- Current Rating up to 25A
- Complies to IEC / EN 60947-2



Rail Application* (including Rolling Stock)

- Fire & smoke Resistant – Level 2 (NF F 16-101, NF F 16-102)
- Shock & vibration resistant (IEC 61373) – Cat 1, Class B
- Breaking Capacity: up to 25kA
- Complies to IEC / EN 60947-2



UL MCB

- Type: UL1077, UL489
- Breaking Capacity of 10kA
- Complies to IEC 60947-2 / UL1077 / UL489 / CSA

Note:

Please contact nearest Schneider Electric sales office or Customer Care for Reference and prices of Application Specific MCBs

*Rail Application RCDs are also available on demand

**18mm/module

Please contact Customer Care Center for Stockable and Non stockable status of references.

✓ NORMAL STOCK ITEMS

W.E.F. January 30th, 2023

AC Miniature Circuit Breakers - NG125



- Compliance to IEC / EN 60947-2
- High Breaking Capacity MCBs – up to 50kA
- Current Rating up to 125A
- Trip on fault indication on front face of MCB
- Suitability for isolation in the industrial sector to IEC/EN 60947-2
- Available in B, C, D Curves

[In] Rated Current (A)	1 Pole Reference	Unit MRP [₹]	2 Pole Reference	Unit MRP [₹]	3 Pole Reference	Unit MRP [₹]	4 Pole Reference	Unit MRP [₹]
Module Width**	1.5 mod		3 mod		4.5 mod		6 mod	

NG125N – 25kA Breaking Capacity

10	18610	5556	18621	12779	18632	18540	18649	24620
16	18611	5291	18622	9856	18633	18459	18650	22428
20	18612	5298	18623	11874	18634	18540	18651	22422
25	18613	5291	18624	11641	18635	17663	18652	22428
32	18614	5291	18625	11945	18636	18546	18653	24613
40	18615	6823	18626	14423	18637	24262	18654	31918
50	18616	8513	18627	14988	18638	23094	18655	30831
63	18617	6823	18628	15693	18639	27264	18656	33701
80	18618	7196	18629	17631	18640	28661	18658	33933

NG125H – 36kA Breaking Capacity

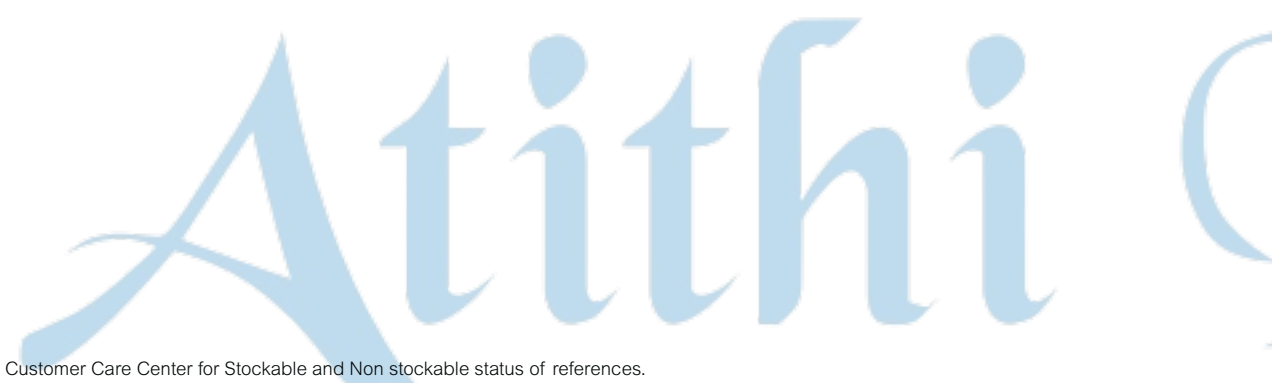
10	18705	7993	18714	10356	18723	16204	18732	28098
16	18706	6714	18715	10563	18724	16204	18733	28098
20	18707	7985	18716	20712	18725	22146	18734	28098
25	18708	6223	18717	13664	18726	21083	18735	28105
32	18709	6223	18718	13664	18727	23151	18736	28098
40	18710	7621	18719	15793	18728	23576	18737	34148
50	18711	7768	18720	17077	18729	27574	18738	35073
63	18712	7981	18721	18335	18730	24152	18739	38500
80	18713	8780	18722	23941	18731	31246	18740	40604

NG125H – 50kA Breaking Capacity

10	18777	8113	18788	17805	18799	28050	18810	35591
16	18778	7760	18789	16957	18800	28050	18811	35591
20	18779	7760	18790	18282	18801	28050	18812	35591
25	18780	7760	18791	18275	18802	26707	18813	35591
32	18781	7760	18792	18275	18803	29317	18814	37209
40	18782	9418	18793	21749	18804	35051	18815	44174
50	18783	13226	18794	22847	18805	37532	18816	45666
63	18784	9889	18795	25667	18806	38280	18817	51095
80	18785	14569	18796	26860	18807	41608	18818	50269

**18mm/module

Note: Reference provided above are for C Curve MCBs – B and D Curve details available on request



Please contact Customer Care Center for Stockable and Non stockable status of references.

NORMAL STOCK ITEMS

W.E.F. January 30th, 2023

Residual Current Devices (RCDs) - For Human and Fire Protection



**30
mA**

Use of **30mA RCDs** is now **mandatory** for all **domestic intallations** in India {CEA Amendment regulation 2015*}



Schneider Electric provides voltage independent RCDs which work on current sensing technology and provide protection from residual current even at extra low voltages (down to zero volts) and in case of break of neutral.

**SI
Type**

Schneider Electric offers SI RCD built to operate in electrically polluted or installation in aggressive environments:

- Flourescent / Variable lighting with Electronic ballast
- Powerful IT / Telecom equipment / Air conditioning
- Severe Atmosphere - High lighting risk / Swimming pools

* for Measures relating to Safety and Electric supply

for protection against Risk of Shock / Electrocution and Risk of Fire
in case of Earth Leakage Current.

AC Residual Current Circuit Breakers - xID



Suitable for
ComReady
Auxiliary



- Complies to standards IEC/EN 61008-1 and IS 12640
- AC Class protection
- Selective range available for time based discrimination
- Easy Monitoring: Earth fault indication and Test Button on front face
- Operating temperature up to +70°C
- Mandatory to use OF-S auxiliary to add any indication or tripping auxiliary

[In] Rated Current (A)	Earth-Leakage Sensitivity (mA)	Module Width 18mm/module	2 Pole Reference	Unit MRP [₹]	Module Width 18mm/module	4 Pole Reference	Unit MRP [₹]
25	30	2	A9N16201	4560	4	A9N16251	6401
	100	2	A9N16203	5061	4	A9N16253	6802
	300	2	A9N16202	5215	4	A9N16252	7002
40	30	2	A9N16204	5367	4	A9N16254	6301
	100	2	A9N16205	5787	4	A9N16255	6840
	300	2	A9N16206	6069	4	A9N16256	7104
63	30	2	A9N16208	6463	4	A9N16258	7296
	100	2	A9N16209	6951	4	A9N16259	8081
	300	2	A9N16210	7091	4	A9N16260	8119
80	30	2	A9N16212	10866	4	A9N16261	12870
	100	2	A9N16213	11047	4	A9N16262	13077
	300	2	A9N16214	11253	4	A9N16263	13148

AC Residual Current Circuit Breakers (RCCBs) - ID



- Complies to standards IEC 61008-1 and VDE 0664
- AC Class protection
- Degree of pollution: 3 (suitable for industrial environment)
- Electrical ON/OFF indication by using OFSP auxiliary

Poles Description	[In] Rated Current (A)	Earth-Leakage Sensitivity (mA)	Module Width 18mm/module	Reference	Unit MRP [₹]
4P	100	30	4	**A9R11491	----
		100	4	**A9R12491	----
	125	30	4	16905	52673
		100	4	16906	51285
		300	4	16907	51524

Note: **For 100A RCCB Auxiliary kindly contact Customer Care

AC Residual Current Breaker Overload (RCBO) - DPN N Vigi



Suitable for
ComReady
Auxiliary



- Complies to standards IEC/EN 61009
- AC Class Protection; Tripping characteristics - C curve
- Overvoltage category (IEC 60364): IV
- Suitable for indication & tripping auxiliaries

Poles Description	[In] Rated Current (A)	Earth-Leakage Sensitivity (mA)	Module Width 18mm/module	Reference	Unit MRP [₹]
1P+N	6	30	2	A9N19661	7242
		300	2	A9N19681	7355
	10	30	2	A9N19663	7242
		300	2	A9N19683	7355
	16	30	2	A9N19665	7242
		300	2	A9N19685	7355
	20	30	2	A9N19666	7242
		300	2	A9N19686	7355
	25	30	2	A9N19667	7242
		300	2	A9N19687	7355
	32	30	2	A9N19668	7242
		300	2	A9N19688	7722
	40	30	2	A9N19669	9162
		300	2	A9N19689	9322

Note: Application specific RCDs also available with 10mA, 500mA and 1000mA sensitivities | Please contact nearest Schneider Electric Sales Office or Customer Care Center for Reference and Prices

Please contact Customer Care Center for Stockable and Non stockable status of references.

NORMAL STOCK ITEMS

W.E.F. January 30th, 2023

for protection against Risk of Shock / Electrocutation and Risk of Fire
in case of Earth Leakage Current.

SI Type Residual Current Circuit Breakers (RCCBs) - xID SI



- Complies to standard IEC/EN 61008-1
- SI RCDs offer enhanced immunity against Electrical Disturbances; Polluted and Corrosive environments - Guaranteed performance in harsh operating conditions
- Ensures continuity of supply in networks with:
 - Transient overvoltages
 - Loads generating HF leakage current i.e. harmonics
 - Loads generating continuous leakage current
- Ensures tripping on genuine earth fault in networks with:
 - Pulsating DC components
 - HF applications which "Blinds" (non-tripping) the conventional RCDs

[In] Rated Current (A)	Earth-Leakage Sensitivity (mA)	Module Width 18mm/module	2 Pole Reference	Unit MRP [₹]	Module Width 18mm/module	4 Pole Reference	Unit MRP [₹]
25	30	2	A9N16234	10609	4	A9N16321	11823
40	30	2	A9N16237	11143	4	A9N16324	12196
63	30	2	A9N16240	11463	4	A9N16327	12523
	300	2	A9N16246	11549	4	A9N16334	13028

Vigi Block for xC60 (Add-on RCD Module, 2 & 4 Pole)



- Flexibility to use MCB of any tripping curve to suit applications, ensuring best 3 in 1 protection
- No auxiliary supply required
- AC Class protection
- Degree of pollution: 3 (suitable for industrial environment)
- Immune to nuisance tripping due to transient over voltages

[In] Rated Current (A)	Earth-Leakage Sensitivity (mA)	Module Width 18mm/module	2 Pole Reference	Unit MRP [₹]	Module Width 18mm/module	4 Pole Reference	Unit MRP [₹]
25	30	1.5	A9N26581	7503	3	A9N26595	9009
	100	1.5	A9N26582	9543	3	A9N26596	9716
	300	1.5	A9N26583	10090	3	A9N26597	10456
63	30	2	A9N26611	10490	3.5	A9N26643	10530
	100	2	A9N26612	11109	3.5	A9N26644	10936
	300	2	A9N26613	11636	3.5	A9N26645	11442

Note: Vigi Block for High Rating up to 125A (C120) and High Breaking Capacity (NG125) available on demand

SI Type Residual Current Breaker Overload (RCBO) - DPN N Vigi SI



- Complies to standard IEC/EN 61009
- Ensures continuity of supply in networks with:
 - Transient overvoltages
 - Loads generating HF leakage current i.e. harmonics
 - Loads generating continuous leakage current
- Ensures tripping on genuine earth fault in networks with :
 - Pulsating DC components
 - HF applications which "Blinds" (non-tripping) the conventional RCDs

Poles Description	[In] Rated Current (A)	Earth-Leakage Sensitivity (mA)	Module Width 18mm/module	Reference	Unit MRP [₹]
1P+N	6	30	2	A9N19631	14417
		300	2	A9N19641	13997
	10	30	2	A9N19632	14417
		300	2	A9N19642	13989
	16	30	2	A9N19634	14417
		300	2	A9N19644	14417
	20	30	2	A9N19635	13997
		300	2	A9N19645	13997
	25	30	2	A9N19636	14417
		300	2	A9N19646	13997
	32	30	2	A9N19637	14417
		300	2	A9N19647	17158
	40	30	2	A9N19638	17070
		300	2	A9N19648	18996

*For Prices, please contact nearest Schneider Electric Sales Office or Customer Care Center are Center for Reference and Prices


Please contact Customer Care Center for Stockable and Non stockable status of references.

NORMAL STOCK ITEMS

W.E.F. January 30th, 2023

Common Auxiliaries for xC60 / C120 / RCDs Range

- Field-fittable auxiliaries (clip fitted) mounted on left side with maximum width of 54mm
- Order: Tripping Auxiliaries (MN first) followed by Indication Auxiliaries (SD first)



Type	Module Width 18mm/module	Reference	Unit MRP [₹]
Indication Auxiliaries			
OF Auxiliary Switch: for ON/OFF indications	0.5	A9N26924	1413
SD Alarm Switch: for Trip on fault indications	0.5	A9N26927	1660
OF + SD/OF Auxiliary switch	0.5	A9N26929	4407
OF+SD24 auxiliary contact (ComReady)	0.5	A9N26899	3694
Protection Auxiliaries – Trip Indication on front face			
MN Under-voltage Release 220-240V AC	1	A9N26960	5935
MSU Over-voltage Release 275V AC	1	A9N26500	7029
Tripping Auxiliaries – Trip Indication on front face			
MX + OF Shunt Release 110-415V AC: for Remote tripping of Circuit Breaker	1	A9N26946	3861
MX + OF Shunt Release 12-24V AC/DC: for Remote tripping of Circuit Breaker	1	A9N26948	3861
Auxiliary Switch for RCCBs – Mandatory for use of Auxiliaries with RCCBs			
Auxiliary switch for RCCB up to 80A (OF-S)	0.5	A9N26923	3664
Auxiliary switch for RCCBs 125A (OFSP)	0.5	16940	2785

Accessories



Type	Description	Reference	Unit MRP [₹]
Rotary Handle*	Breaker Switching Sub-Assembly	27046	6394
	Extended, Disconnectable handle	27047	3229
Padlock** (bag of 2)		26970	1256
Multicable terminal for 3 copper cables**		19096	10393
Aluminum cable terminal**		27060	752
Spacer		A9N27062	317

* for xC60, C120, DPN N Vigi, C60H-DC, xSW - Multi poles only

**for xC60, xID, DPN N Vigi, C60H-DC, xSW, C60PV-DC

Note: For all above Reference MOQ = 1

Please contact Customer Care Center for Stockable and Non stockable status of references.

NORMAL STOCK ITEMS

W.E.F. January 30th, 2023

Protection Against Lightning Strikes And Switching Surges



For all low voltage switchboards and electrical enclosures:

Comprehensive range

- To ensure the protection of equipment connected to:
- Low voltage networks,
- Telecommunications networks,
- Computer networks.
- Easy to implement and use.
- Compatibility with all earthing systems (TT, TNS, TNC, IT).
- Technical and aesthetic consistency

Continuity of service and certified safety

Schneider Electric certified coordination between the surge arrester and its disconnection circuit breaker.

Compliance with standards: IEC/EN 61643-11.



More and more electrical equipment today is sensitive to overvoltages caused by lightning.



90%

of power outlets supply equipment incorporating electronic devices.



iQuick PRD “built-in” technology surge arresters, a Schneider Electric innovation, incorporate their own disconnection circuit breaker: easy to choose and simple to install for greater effectiveness.



Up to **30%** of installation time saved.

Surge Arresters - Type 1+ 2



- Complies to IEC 61643-1 and EN 61643-11
- Withdrawable type: Easy Replacement
- Inbuilt SPD health Indicator: Also available with remote signaling
- For protection against Direct lightning surge, Indirect lightning surge, Switching surge
- Imp up to 25kA & I_{max} upto 40kA
- **Always use a Back-up MCB with your SPD**
- Maximum Operating Voltage [U_c]: 350V

Type	Pole Description	Module Width 18mm/module	Reference	Unit MRP ₹
PRD1 25r	1P	2	16329	23208
	1P + N	4	16330	41658
	3P	6	16331	62471
	3P + N	8	16332	77618

Surge Arresters iPRD- Type 2 (Withdrawable type) (TT, TN-S, TN-C Systems)



- In conformance with standards IEC 61643-11/2011 T2 and EN 61643-11 Type 2
- For protection against Indirect lightning surge and Switching surge
- Inbuilt health Indicator
- Response time < 25ns
- I_{max} (8/20 s): 65/40/15/8kA
- Maximum Operating Voltage [U_c]: 340V
- Level of protection, U_p: 1.0 - 2.0 kV
- Remote indication contact with 8r/20r/40r/65r
- **Always use a Back-up MCB with your SPD**

Type	Rated Voltage (V)	Pole Description	Module Width 18mm/module	Reference	Unit MRP ₹
iPRD8	230	1P	1	A9L08100	5574
	230	1P+N	2	A9L08500	10631
	230/400	3P	3	A9L08300	14349
iPRD8r	230/400	3P+N	4	A9L08600	21659
	230	1P+N	2	A9L08501	12745
iPRD20	230/400	3P+N	4	A9L08601	25991
	230	1P	1	A9L20100	6372
	230	1P+N	2	A9L20500	13365
iPRD20r	230/400	3P	3	A9L20300	17108
	230/400	3P+N	4	A9L20600	24187
	230	1P+N	2	A9L20501	15582
iPRD40	230/400	3P+N	4	A9L20601	29575
	230	1P	1	A9L40100	7534
	230	1P+N	2	A9L40500	15392
iPRD40r	230/400	3P	3	A9L40300	22094
	230/400	3P+N	4	A9L40600	30809
	230	1P	1	A9L40101	8857
iPRD65r	230	1P+N	2	A9L40501	19843
	230/400	3P	3	A9L40301	29733
	230/400	3P+N	4	A9L40601	36977
iPRD65r	230	1P	1	A9L65101	11841
	230	1P+N	2	A9L65501	25290
	230/400	3P	3	A9L65301	33002
	230/400	3P+N	4	A9L65601	42822

Spare Cartridges for iPRD



- Spare Cartridges for iPRD8r, iPRD20r, iPRD40r and iPRD65r
- End of life indication available on front face
- These Cartridges are not compatible with Old SPD range (A9L16...)**

Type	Spare Cartridges for	Reference	Unit MRP ₹
iPRD 65-350	iPRD65r	A9L65102	7561
iPRD 40-350	iPRD40, iPRD40r	A9L40102	5817
iPRD 20-350	iPRD20, iPRD20r	A9L20102	4662
iPRD 8-350	iPRD8, iPRD8r	A9L08102	4081
iPRD Neutral	All products (1P+N, 3P+N)	A9L00002	6121

**Spare Cartridges for Old SPD Range (A9L16...) are available on demand - please contact nearest Schneider Electric Sales Office or Customer Care for Reference and prices

Note: Note: For all above Reference MOQ = 1

Please contact Customer Care Center for Stockable and Non stockable status of references.

NORMAL STOCK ITEMS

W.E.F. January 30th, 2023

iQuick PRD - Type 2 with inbuilt MCB



- Compact SPD with in-built back up MCB - saving on space, MCB selection, wiring time
- Compliance to EN 61643-11
- Withdrawable Type - Cost Efficient - Allows damaged Cartridges to be replaced without having to replace entire SPD
- Inbuilt SPD Health Indicator on front face of device; Remote signaling functionality also available
- Incoming Protection: iQuick PRD 40r (High Risk level) and iQuick PRD 20r (Moderate Risk level)
- Secondary Protection: iQuick PRD 8r is cascade mounted with incoming surge arresters

Type	Pole Description	Module Width 18mm/module	Reference	Unit MRP [₹]
iQuick PRD 8r	1P+N	4	A9L16298	16330
	3P	6.5	A9L16299	23322
	3P+N	7.5	A9L16300	29020
iQuick PRD 20r	1P+N	4	A9L16295	18670
	3P	6.5	A9L16296	27997
	3P+N	7.5	A9L16297	34825
Quick PRD 40r	1P+N	4	A9L16292	22240
	3P	6.5	A9L16293	33319
	3P+N	7.5	A9L16294	41408

Note: Spare / Replacement Cartridges available - For Reference and prices contact nearest sales office or customer care

Photovoltaic surge arresters



- Protection for photovoltaic panels and the DC input to the inverter from overvoltages due to a lightning strike
- Type 2 surge arresters
- Should be installed in switchboard inside the building. If switchboard is located outside, it must be weatherproof
- Withdrawable surge arrester allows damaged Cartridges to be replaced quickly
- Inbuilt SPD Health Indicator on front face of device; Remote signaling functionality also available

Type	U (cpv) Maximum Operating Voltage (V)	Module Width 18mm/module	Reference	Unit MRP [₹]
iPRD 40r	800	3	A9L40271	12416
	1000	3	A9L40281	14474

Note: Spare / Replacement Cartridges available - For Reference and prices contact nearest sales office or customer care

Surge Arresters for Communication Networks



- Analogue telephone line protection: iPRC surge arrester wired in series to the private installation input, protects the telephones, the modems (including ADSL) etc
- Protection for 2 low-current lines without common potential or 4 lines with common reference potential
- iPRI protects measuring instrument and PLC sensor inputs and the DC power supply inputs up to 53 V and AC power supply inputs up to 37 V

Type	[Ue] Operational Voltage (V)	Module Width 18mm/module	Reference	Unit MRP [₹]
PRI	48 V DC	1	A9L16339	22589
PRC	130 V AC	1	A9L16337	13543

Note: For all above Reference MOQ = 1

Please contact Customer Care Center for Stockable and Non stockable status of references.

NORMAL STOCK ITEMS

W.E.F. January 30th, 2023

Isolator - xSW



- Complies to IEC/EN 60947-3
- Switching duty: AC-22
- Impulse voltage: 6kV
- DC application: 48V (110V with 2 poles in series)
- Short circuit withstand 20 In for 1 second
- Upto 80A Bi connect terminals & 100A to 125A with mono connect terminals

Poles Description	[In] Rated Current (A)	Module Width 18mm/module	MOQ	Reference	Unit MRP [₹]
2	40	2	6	A9S2P040	863
	63	2	6	A9S2P063	1140
	80	2	6	A9S2P080	1339
	100	2	6	A9S2P100	1938
	125	2	6	A9S2P125	2173
3	40	3	4	A9S3P040	1508
	63	3	4	A9S3P063	1766
4	40	4	3	A9S4P040	1909
	63	4	3	A9S4P063	2078
	80	4	3	A9S4P080	2702
	100	4	3	A9S4P100	3476
	125	4	3	A9S4P125	3842

Selector Switch - iSSW



- Complies to IEC 60947-5-1 and IEC 60669-1
- Rating 20A, 250V AC
- Electrical life (AC22): 30,000 cycles
- Connection: tunnel terminals cables up to 10 sq. mm

No. of positions	Poles Description	Contacts	Module Width 18mm/module	MOQ	Reference	Unit MRP [₹]
2	1	1 C/O	1	12	A9E18070	1846
	2	2 C/O	2	6	A9E18071	2538
		1NO + 1NC	1	12	A9E18072	1479
3	1	1 C/O	1	12	A9E18073	1779
	2	2 C/O	2	6	A9E18074	3062

iRO Buzzers



- Audible indication in housing and the tertiary sector
- Sound level of 70dBA at a distance of 60cm

Voltage	Module Width 18mm/module	Reference	Unit MRP [₹]
230V AC	1	A9A15322	2292
8..12V AC	1	A9A15323	1224

Please contact Customer Care Center for Stockable and Non stockable status of references.

NORMAL STOCK ITEMS

W.E.F. January 30th, 2023

iCT Contactors



- Complies with standards IEC 1095, E N 61095
- 4 operating modes switch on front face :
 - Automatic mode
 - Temporary "ON" mode
 - Permanent "ON" mode
 - Shutdown
- Mechanical contact position Indicator
- Safe installation maintenance: lock the contactor in ON position
- Silent operation (20dB) for entire range

Type	Rating (A)	No. of Contacts	Module Width 18mm/module	Reference	Unit MRP [₹]
1P	25	1NO	1	A9C20731	2720
	16	2NO	1	A9C22712	2800
2P	25	2NO	1	A9C20732	3348
	40	2NO	2	A9C20842	6822
3P	63	2NO	2	A9C20862	7317
	25	3NO	2	A9C20833	4313
	40	3NO	2	A9C20843	9576
4P	63	3NO	3	A9C20863	10407
	25	4NO	2	A9C20834	4517
	40	4NO	2	A9C20844	11153
	63	4NO	3	A9C20864	11767
	63	2NO + 2NC	3	A9C20868	13108

Note: 100A Contactor in 2P / 4P - available on request

iTL Impulse Relays



- Complies with standards IEC/EN 60669-2-2
- Safe maintenance: disconnection of remote control by selector switch
- Manual Controls on front face: 0-I toggle
- Mechanical contact position Indicator
- Maximum 5 operations/min. and 100 switching operations/day
- Degree of pollution: 3 (suitable for industrial environment)

Type	Rating (A)	Control Voltage	No. of Contacts	Module Width	Reference	Unit MRP [₹]
1P	16	230-240 VAC	1NO	1	A9C30811	1764
	32	230-240 VAC	1NO	1	A9C30831	2220
2P	16	230-240 VAC	2NO	1	A9C30812	2892
	32	230-240 VAC	2NO	1	A9C30831 + A9C32836	6771
3P	16	230-240 VAC	1NO+1NO/NC+1NO	2	A9C30811 + A9C32816	5415
	32	230-240 VAC	1NO+1NO/NC+1NO	2	A9C30831 + 2* x A9C32836	11322
4P	16	230-240 VAC	4NO	2	A9C30814	5871
	32	230-240 VAC	4NO	2	A9C30831 + 3* x A9C32836	15873

iIL Indicator Lights



- Complies with standard IEC 60947-5-1
- Indicator light with LED technology
- Service life 100,000 hours with constant luminous efficiency

Type	Colour	Module Width 18mm/module	Reference	Unit MRP [₹]
Single Indicator light	Red	1	A9E18320	1824
	Green	1	A9E18321	1824
	Blue	1	A9E18323	1824
	Orange	1	A9E18324	1824
3 phase voltage presence light	Red/Red/Red	1	A9E18327	5269
Single Push Button (1 NO+ 1NC)	Grey	1	A9E18033	2456

Note: For all above Reference MOQ = 1

Please contact Customer Care Center for Stockable and Non stockable status of references.

✓ NORMAL STOCK ITEMS

W.E.F. January 30th, 2023

Smartlink



- Compliance to IEC/EN 61131-2
- Protection Monitoring – Device Status and alarm notifications
- Load Control / Switching through Contactors and Impulse Relays
- Energy Monitoring through pulse meters
- Alarm over email and analog sensors (temperature / humidity) with Smartlink Ethernet
- Plug & Play – Pre fabricated cables and in built web pages
- Rated Voltage: 24V DC

Description	Reference	Unit MRP [₹]
Wiser Energy Module IP	EER31800	29980

Communication Auxiliaries



Auxiliary for Protection Devices (OF+SD24)

Auxiliary for Contactors (iACT24)

Auxiliary for Impulse Relays (iATL24)

Description	Module Width	Reference	Unit MRP [₹]
OF+SD24	0.5	A9N26899	3694
iACT24	1	A9C15924	17842
iATL24	1	A9C15424	18787

Acti 9

Description	Reference	Pack	Unit MRP [₹]
Distribloc 63A			
Distribution from the top (4 Module)	04040	1	15571
Distribution through the bottom (4 Module)	04041	1	15571

Reflex iC60 - Integrated Control & Overcurrent Protection Device



- All in One Solution: MCB + Contactor + Impulse Relay + Auxiliary
- 10kA Breaking capacity as per IEC/EN 60947-2,
- Ti24 interface: Connection to PLC, Smartlink
- 3 operating modes to cater to a variety of applications
- Safe lock down with Integrated Padlocking
- Simplified maintenance: Front face Indicator allows better reliability

[In] Rated Current (A)	2 Pole Reference	Unit MRP [₹]	3 Pole Reference	Unit MRP [₹]	4 Pole Reference	Unit MRP [₹]
Module Width **	4.5 mod		5.5 mod		6.5 mod	
B Curve						
10	A9C61210	49082	A9C61310	51257	A9C61410	56047
16	A9C61216	49076	A9C61316	51257	A9C61416	54948
25	A9C61225	49076	A9C61325	51257	A9C61425	54948
40	A9C61240	50701	A9C61340	54818	A9C61440	58347
63	A9C61263	53926	A9C61363	56954	A9C61463	61661
C Curve						
10	A9C62210	49632	A9C62310	52825	A9C62410	56074
16	A9C62216	49632	A9C62316	53887	A9C62416	56074
25	A9C62225	49626	A9C62325	52825	A9C62425	56074
40	A9C62240	52268	A9C62340	54844	A9C62440	58385
63	A9C62263	55077	A9C62363	56954	A9C62463	62899
D Curve						
10	A9C63210	50752	A9C63310	53898	A9C63410	58327
16	A9C63216	50752	A9C63316	53898	A9C63416	58327
25	A9C63225	50752	A9C63325	53898	A9C63425	58327

Note: **18mm/module

Please contact Customer Care Center for Stockable and Non stockable status of references.

NORMAL STOCK ITEMS

W.E.F. January 30th, 2023



Atithi P

Life Is On

Schneider
Electric

Schneider Electric India Pvt. Ltd.

Corporate Office: 9th Floor, DLF Building No. 10, Tower C, DLF Cyber City, Phase II, Gurugram 122002 Haryana
Tel.: ++91 124 6899000 Fax: ++91 124 4222036/037

Ahmedabad

Schneider Electric India (P) Ltd.
1506-1507, 15th Floor Shaph-5
Opp.Karnavati Club, SG Highway,
Ahmedabad, Gujarat - 380015
Tel.: 079-66826701

Bengaluru

Schneider Electric India (P) Ltd.
No. 3/1, JP Techno Park
Mezzanine Floor, Millers Tank Bund
Road, Vasanth Nagar
Bengaluru - 560052
Tel.: 080-71481351

Bhubaneswar

Schneider Electric India (P) Ltd.
Workloop Co-Working in the property
Office No. 316, Esplanade One Mall
Rasulgarh, Bhubaneswar - 751010

Chennai

Schneider Electric India (P) Ltd.
No: 29, 2nd Floor,
Bannari Amman Towers, B-Block
Dr. Radhakrishnan Road, Mylapore
Chennai - 600 004
Tel.:044-71912000

Cochin

Schneider Electric India (P) Ltd.
Alapatt Properties Private Limited
(Trade Name : Centre A)
Main Door Number : 66/4971
(Old Door Number: 40/6584-H)
7th Floor Alapatt Heritage Building
MG Road Kochi - 682035

Coimbatore

Schneider Electric India (P) Ltd.
Hanudev Info Tech Park, 6th Floor
Unit No. Block-C, SF No. 558/2
Udalyampalayam Road, Nava India
Coimbatore - 641028

Hyderabad

Schneider Electric India (P) Ltd.
D.No. 1-8-271, # 401, Ashoka
Bhoopal Chambers, SP Road
Secunderabad - 500003
Tel.: 040-67219500

Indore

Schneider Electric India (P) Ltd.
219, Dhan Trident Building
Vijay Nagar, A.B.Road
Indore - 452001

Jaipur

Schneider Electric India (P) Ltd.
Jaipur Business Centre 309
3rd Floor, Sangam Tower 190
Church Road, Jaipur - 302001
Tel.: 0141-2374810

Kolkata

Schneider Electric (I)Pvt.Ltd,
BP-4, Sector-V, Technopolis
3rd Floor, Salt Lake City
Kolkata - 700 091
Tel.: 033-66576400

Lucknow

Schneider Electric India (P) Ltd.
Summit, Plot No. TCG 3/3
6th Floor, 604A/B/C, Vibhuti Khand
Gomti Nagar, Lucknow
Uttar Pradesh - 226010
Tel.: 0522-3500334

Ludhiana

Schneider Electric India (P) Ltd.
SCO 23, 2nd Floor,
Chandigarh Road, Sector 32
Ludhiana, Punjab -141010
Tel.: 0161- 5203011

Mohali

Schneider Electric India (P) Ltd.
2nd Floor, Tower-A
Bestech Business Tower
Mega Information & Technology Park
Industrial Plot No.1, Phase IX
(Expansion), Mohali - 160059
Tel.: 0172-7198200

Mumbai

Schneider Electric India (P) Ltd.
Marwah House, 2nd Floor
Krishanlal Marwah Marg
Andheri (East), Mumbai - 400072
Tel.: 022-62280000

Nagpur

Schneider Electric India (P) Ltd.
6, Vasant Vihar Complex
W.H.C Road, Shankar Nagar
Nagpur - 440010
Tel.: 0712-2558581

Nashik

Schneider Electric India (P) Ltd.
401, 4th Floor, Rishi Raj Towers
Jehan Circle, Gangapur Road
Nashik - 422013
Tel.: 0253-2344333

New Delhi

Schneider Electric India (P) Ltd.
C-56, Mayapuri Industrial Area, Phase-2
New Delhi - 110064
Tel.: 011-61317400

Pune

Schneider Electric India (P) Ltd.
Amar Caliber, CTS No 911, BMCC Road,
OFF F.C. Road, Deccan Gymkhana,
Shivaji Nagar, Pune - 411007
Tel.: 020-67492500

Vadodara

Schneider Electric India (P) Ltd.
Notus IT Park, 10th Floor, Block-D
Sarabhai Campus, Vadiwadi
Vadodara, Gujarat - 390017

Vishakhapatnam

Schneider Electric India (P) Ltd.
D.N.10-1-43, 1st Floor
Ratnam's Business Centre,
Siripuram Fort, C.B.M.Compound
Vishakhapatnam - 530016
Tel.: 0891-6675500

Customer Care Centre

Monday-Saturday, 9 a.m. to 8 p.m.

Toll-free numbers: 1800 419 4272, 1800 103 0011

Email: customercare.in@schneider-electric.com

For more information, visit our website at: www.se.com/in

- All Prices are in Indian Rupees
- Prices are subject to change without prior notice
- Product evolution is a continuous process and Schneider Electric reserves the right to modify/withdraw any product at any time without prior notice
- Prices charged will be as prevailing on the date of dispatch
- Invoice Amount = (MRP – less Applicable discount) + Applicable GST %
- Tax incidence on invoices is basis applicable GST rates
- Invoice amount not to exceed MRP
- Product pictures shown are for illustration purpose only, actual product may vary

Distributor

Atithi Enterprises®

Life Is On | Schneider
Electric



Rajeshkumar Rajaraman
☎ 99406 30301

Door No: 40, Thirumalai Samy Street,
New Siddhapudur, Coimbatore - 641044.

✉ atithicbe@gmail.com
🌐 www.atithienterprises.com
☎ 0422-4951395 | 75984 05301

